

August 2024

Eastern Porirua baseline report

Monitoring long-term outcomes

David Mayeda
Senior Advisor
Evaluation and Research

Louise Humpage
Principal Evaluation
and Research Specialist

Rosa Ariu-Woolley
Coordinator – Community Development
and Engagement



**Nāu te rourou,
nāku te rourou,
ka ora ai te iwi**

*With your food basket
and my food basket
the people will thrive*

Ngāti Toa Rangatira acknowledge the need to follow outcomes as eastern Porirua undergoes redevelopment. The whakataukī presented above speaks to community, to collaboration and a strengths-based approach. It also recognises that as change transpires, all sectors of the community have something to offer, a piece of the puzzle, and by working together everyone can flourish.

“Research can be a powerful tool in community development. However, it is important that when research is carried out in eastern Porirua, it is done so alongside existing community objectives. This Baseline Report pulls together critical information on eastern Porirua in a way that reflects our community’s values, diversity and collective input. The report also provides our community with a starting point as we undergo significant change, ensuring that redevelopment benefits our people as much as possible. We look forward to an ongoing partnership that keeps community perspectives at the centre of redevelopment.”

*Chair Te Pae Whakahou Hapori
Magele Maria Uluilelata, 2024*

1. Acknowledgements

We would like to say a big thanks for the support we've received from the eastern Porirua community in helping to conceptualise this report, identify key data sources and provide useful feedback. In addition, we extend our thanks to the many organisations that supported the 2023 talanoa and 2024 Eastern Porirua Community Survey:

Ngāti Toa Rangatira

Te Pae Whakahou Hapori

Porirua City Council

Aotearoa Latin American Community Incorporated

EFKS Porirua

English Language Partners

F45 Training Porirua CBD

Le Fale Jobs and Skills Hub

Maraeroa Marae Health Clinic

Ngā Uri o Whiti Te Rā Mai Le Moana Trust

Oasis Community Café

Partners Porirua

Porirua College

Porirua Multicultural Council

Porirua Pacific Services Network

Tairangi School

Te Āhuru Mōwai

Wesley Community Action, Cannons Creek

Wesley Community Action, Waitangirua

Whānau Manaaki

We would also like to extend our appreciation to Drs Guy Penny, Barry Milne, Mary Anne Teariki and Taima Fagaloa for their input and advice.



Report contents

1. [Acknowledgements](#)
2. [Key highlights](#)
3. [Report kaupapa](#)
4. [The Eastern Porirua Outcomes Framework](#)
5. [Report sources](#)
6. [A snapshot of eastern Porirua before redevelopment](#)



Baseline outcomes:



7. Housing



8. Health



9. Economic
self-
determination



10. Education
& skills



11. Social
connections



12. Environment



13. Transport

2. Key highlights

Eastern Porirua is a vibrant community undergoing extensive redevelopment over the next 20 years. Kāinga Ora partnered with Ngāti Toa Rangatira and Porirua City Council to form the large-scale project known as Te Rā Nui, Eastern Porirua Development. Since 2019, Te Rā Nui has invested in significant civils work and three water infrastructure upgrades. These will enable the redevelopment of over 2000 social housing homes and the building of 2000 market or affordable homes, along with anticipated improvements to green spaces, facilities and transport.


With significant change happening in eastern Porirua, it's important that we get this right. We will use existing data to help track how Te Rā Nui investments impact a wide range of community outcomes. This Baseline Report measures community indicators from 2013-2024 to show what the community was like before Te Rā Nui started in 2019 and in the early stages of the large-scale project.

The report uses multiple outcome measures because large-scale redevelopment will affect the


community in different ways. The information comes from existing surveys (e.g. Census and Quality of Life), as well as group conversations and a community survey conducted by Kāinga Ora in 2023-2024.

The Key Highlights on pages 6-18 represent only a fraction of the information presented in this report and focus on the desired community outcomes where Te Rā Nui will be able to make a significant contribution through its redevelopment investment. Many other outcomes such as education or transport reported later in this report require multiple government agencies, community groups and other organisations to work together over the next two decades to achieve better outcomes for eastern Porirua.

All information in this report refers to eastern Porirua residents unless otherwise mentioned.




2. Key highlights – Housing

Baseline indicators	Desired HOUSING outcomes	Te Rā Nui progress towards outcomes by June 2024
<p>59% rated overall quality of their home as ‘very good’ or ‘good’ (2024)</p> <p>49% rated home warmth in winter and privacy from neighbours as ‘very good’ or ‘good’ (2024)</p> <p>44% rated noise inside home as ‘very good’ or ‘good’ (2024)</p> <p>44% said they have mould ‘all/some’ of the time in homes (2024)</p> <p>41% rated accessibility of their home as ‘very good’ or ‘good’ (2024)</p> <p>51% of social housing rental homes were crowded (2018)</p> <p>54% rated layout or design as meeting household’s cultural needs as ‘very good’ or ‘good’ (2024)</p>	 <p>Quality People living in new houses in eastern Porirua feel their homes are of high quality, including levels of warmth, dryness, quietness and privacy</p> <p>Suitability Housing suits the needs and aspirations of eastern Porirua residents, including for accessible and culturally appropriate homes</p>	<ul style="list-style-type: none">✔ Completed 88 new warm, dry Kāinga Ora homes✔ Retrofitted 74 existing Kāinga Ora homes to make them warmer, dryer and more suitable for tenant needs✔ Started significant infrastructure upgrades to improve stormwater management and enable more housing to be built in eastern Porirua✔ Built some homes on Castor Crescent with accessibility features✔ 69% of Kāinga Ora homes matched the household size living in them✔ Enabled land so Central Pacific Collective can partner with Ngāti Toa Rangatira to build affordable, culturally-informed homes for Pacific peoples


2. Key highlights – Housing

Baseline indicators	Desired HOUSING outcomes	Te Rā Nui progress towards outcomes by June 2024
<p>32% of social housing renter households spent more than 30% of their income on rent (2018)</p>	 <p>Affordability, choice, stability People in eastern Porirua have affordable and diverse housing choices, no matter what their household size or income, allowing them to remain in the area if they so choose</p> <p><i>“Rent is too high but it's so hard getting into a Kāinga Ora property” (Community Survey 2024).</i></p>	<ul style="list-style-type: none">✔ 4 First Home Partner (shared-equity) applications approved from eastern Porirua, 1 went on to purchase✔ 139 First Home Grant applications helped pay for for properties in eastern Porirua✔ Completed houses are a mix of different sizes and types✔ Enabled land for construction to start on first market or affordable homes✔ 91% of Kāinga Ora tenants relocated due to development stayed within eastern Porirua (the remaining 9% chose to be relocated outside of the area)✔ 41% of relocated tenants had more than one house offer to choose from
<p>29% of residents were homeowners (2018)</p>		
<p>‘strongly agreed’ or ‘agreed’ there are good housing opportunities to rent or buy an affordable house in eastern Porirua (2024)</p>		
<p>22% ‘strongly agreed’ or ‘agreed’ there are a good range of housing types (standalone houses, terraced houses, apartments etc) in eastern Porirua (2024)</p>		
<p>36% of residents had lived in eastern Porirua for 15 or more years</p>		
<p>‘strongly agreed’ or ‘agreed’ there were good housing opportunities for their family to live intergenerationally in eastern Porirua (2024)</p>		


2. Key highlights – Health

Baseline indicators	Desired HEALTH outcomes	Te Rā Nui progress towards outcomes by June 2024
<p>70% rated their physical health as ‘excellent’, ‘very good’ or ‘good’ (2022)</p>	 <p>Physical and mental health People in eastern Porirua have good physical and mental health</p>	<ul style="list-style-type: none"> ✔ 100% of Kāinga Ora homes in Porirua (most of which are in eastern Porirua) meet Healthy Homes standards
<p>68% rated their mental health as ‘excellent’, ‘very good’ or ‘good’ (2022)</p>		
<p>45% reported at least one person in their household had a disability, mental health or long-term condition (2024)</p>	<p>Healthy environments The built and natural environments in eastern Porirua support health and healthy lifestyles</p>	<ul style="list-style-type: none"> ✔ Facilitated attendance of emergency services at Porirua Night Markets to promote whānau emergency preparedness
<p>MORE than NZ hospital discharges for cardiovascular, respiratory and ambulatory sensitive reasons (per 1000 people, averaged 2017-2022)</p>		<ul style="list-style-type: none"> ✔ Supported Porirua Park Runs at Bothamley Park
<p>SIMILAR to NZ emergency department discharges (per 1000 people, averaged 2017-2022)</p>		<ul style="list-style-type: none"> ✔ Developed Eastern Porirua Parks Landscapes Plan to improve safety, accessibility and whānau spaces in Bothamley Park, Cannons Creek Park and Cannons Creek Lakes Reserve
<p>46% reported 30+ minutes a day physical activity at least 4 days a week (2022)</p>		
<p>71% ‘strongly agreed’ or ‘agreed’ that eastern Porirua’s natural environment improves their family’s health and wellbeing (2024)</p>		


2. Key highlights – Health

Baseline indicators	Desired HEALTH outcomes	Te Rā Nui progress towards outcomes by June 2024
<p>77% ‘strongly agreed’ or ‘agreed’ there are opportunities to practice their cultures/s and language/s in eastern Porirua (2024)</p> <hr/> <p>46% spoke 2 or more languages (2018)</p> <hr/> <p><i>“I feel like I learn my Samoan culture in Porirua since there are more islanders”</i> (Community Survey 2024).</p>	 <p>Cultural health Different cultures and languages thrive in eastern Porirua</p> <p>Spiritual health People in eastern Porirua feel their religious beliefs and spiritual connections are respected</p> <p><i>“We attend a local church and enjoy the social and spiritual connections we have with others in our community. I sometimes volunteer for cleanups ... and attend any event connected them”</i> (Community Survey 2024).</p>	<ul style="list-style-type: none">✔ Supported improvements to the Te Akapuanga Kuki Airani – Cook Islands Community Centre, Cannon’s Creek✔ Translated the Eastern Porirua Community Survey into te reo Māori and Samoan and promoted it through community and church events✔ Member of the Porirua Pacific Services Network





2. Key highlights – Economic self-determination

Baseline indicators	Desired ECONOMIC SELF-DETERMINATION outcomes	Te Rā Nui progress towards outcomes by June 2024
45% employed full-time (2018)	 <h3>Employment</h3> <p>People in eastern Porirua can secure stable forms of employment which satisfy their personal needs and enable families to be self-sufficient</p> <p><i>“Regarding employment services such as Le Fale – these services need to be sustained for the community” (Community Survey 2024).</i></p>	
9% unemployed (2018)		<ul style="list-style-type: none">✔ Supported the creation of Le Fale Job and Skills Hub in 2022. From August 2023 to January 2024, Le Fale actively supported 497 eastern Porirua residents, placed 107 into work readiness training, and placed 36 into employment
39% ‘strongly agreed’ or ‘agreed’ their family’s employment goals can be met in eastern Porirua (2024)		<ul style="list-style-type: none">✔ Partnered with Spotless to provide local senior college students with work experience in the building trades
47% rated employment services in eastern Porirua as ‘very good’ or ‘good’ (2024)		<ul style="list-style-type: none">✔ Supported 3 local college students to complete the Gateway Programme (funded by the Tertiary Education Commission) to assist student transitions into the workforce
51% of young people worried about problems with getting a job (2024)		<ul style="list-style-type: none">✔ Partnered to create the Environmental Cadetship Programme, which is providing 6 eastern Porirua residents with qualifications and job training. One cadet has been hired as a Park Ranger, with recruitment for another 24 cadets over the next two years
		<ul style="list-style-type: none">✔ Supported Porirua Careers Expo with over 2000 residents attending and 50 CVs prepared on the day


2. Key highlights – Economic self-determination

Baseline indicators	Desired ECONOMIC SELF-DETERMINATION outcomes	Te Rā Nui progress towards outcomes by June 2024
<p>51% ‘strongly agreed’ or ‘agreed’ that planned development in eastern Porirua will create jobs for locals and improve the economy (2024)</p>		<p>✔ Built Tū Kotahi portal to increase the visibility of Porirua businesses to government contractors, so they can be considered when procuring local goods and services</p>
<p>28% learned about work or business opportunities through a neighbour at least once a month (2024)</p>	<p>Business and economic development The eastern Porirua community is prospering and provides fulfilling employment options for future generations</p>	<p><i>“I have known families who have struggled when it comes to the availability of housing. Families who are struggling to make ends meet with the cost of living. The issue with having to find the funds for private housing etc due to the high cost of living/demand” (Community Survey 2024).</i></p>
<p>57% were ‘very satisfied’ or ‘satisfied’ with balance between work and other aspects of life (2022)</p>	<p>Work-life balance People in eastern Porirua have work that fosters personal growth and allows for quality time with their families</p>	
<p>41% reported having ‘more than enough’ or ‘enough’ money to cover everyday needs (2024)</p>	<p><i>“Low-income families need more financial support and more outreach health services” (Community Survey 2024).</i></p>	


2. Key highlights – Education and skills

Baseline indicators	Desired EDUCATION AND SKILLS outcomes	Te Rā Nui progress towards outcomes by June 2024
62% rated schools in eastern Porirua as ‘very good’ or ‘good’ (2024)	 Quality People feel the education systems in eastern Porirua are of high quality Engagement and achievement Students and their families are engaged with schools in eastern Porirua and succeeding in ways that align with their family goals <i>“Schools, Kindergartens, playschools and Early Childhood Centres have issues with resources and funding. There’s a huge equity issue” (Community Survey 2024).</i>	
72% rated kindergartens, playschools and early childhood centres in eastern Porirua as ‘very good’ or ‘good’ (2024)		 Collaborated with Porirua College on the youth version of the Eastern Porirua Community Survey <i>“Do not like that there are not enough Māori immersion kura or Puna and kohanga, more funding is needed to develop the Māori education facilities so Māori children are not missing out of learning in Māori learning environments” (Community Survey 2024).</i>
43% of youth worried about problems with the quality of schools and other educational opportunities (2024)		 Invited schools to participate in Hui Tahi Tātou o Porirua to give feedback on the Spatial Plan in 2023, with 13 schools attending
16% had at least Level 5 or 6 diploma qualification or higher (2018)		 Alongside many other activities, a variety of community-led classes are held in Te Pātē Community Space
46% of secondary students living in eastern Porirua stayed in the community to go to school (2023)		


2. Key highlights – Social connections

Baseline indicators	Desired SOCIAL CONNECTIONS outcomes	Te Rā Nui progress towards outcomes by June 2024
<p>84% ‘strongly agreed’ or ‘agreed’ I belong here [eastern Porirua] (2024)</p> <p>66% ‘strongly agreed’ or ‘agreed’ eastern Porirua is a good place to grow up or bring up children (2024)</p> <p>56% ‘strongly agreed’ or ‘agreed’ I feel pride in the look and feel of eastern Porirua (2024)</p> <p>39% said ‘yes’ eastern Porirua history is reflected enough around the community (2024)</p> <p>55% said they had ‘some’ or ‘good’ knowledge and understanding of Ngāti Toa history in eastern Porirua (2024)</p> <p>78% ‘strongly agreed’ or ‘agreed’ the eastern Porirua community is welcoming to different types of people (2024)</p> <p>12% had personal experience of prejudice or intolerance because of their ethnicity (2022)</p>	 <p>Pride & belonging Existing and new communities identify eastern Porirua as a great place to live and have a sense of pride and belonging in their neighbourhoods</p> <p>Appreciation of diversity People in eastern Porirua respect and value those from different backgrounds to themselves</p>	<ul style="list-style-type: none">✓ Perema Leasi Lane named to honour a local church minister✓ Ngāti Toa Rangatira gifted names for Waka Ama Street and Matahourua Crescent. Three other names are in the process of being gifted to streets✓ Included a pocket park in the Waka Ama development✓ Used local facilitators to run 42 talanoa with different language, cultural and faith groups as part of Hui Tahī Tātou o Porirua in 2023✓ Supported and attended CreekFest and the Porirua Night Markets

2. Key highlights – Social connections

Baseline indicators	Desired SOCIAL CONNECTIONS outcomes	Te Rā Nui progress towards outcomes by June 2024	
<p>80% visited/hosted friends or family that live in eastern Porirua at least once a month (2024)</p>	 <p>Strong social relationships People in eastern Porirua have strong family, friend and neighbour connections, and can meet their cultural obligations to others</p> <p>Community participation and voice People in eastern Porirua are involved in decision-making about their neighbourhood</p>	<p>✔ Supported community aspirations to develop Tē Pātē Community Space in Cannons Creek</p> <div data-bbox="1684 636 2397 958" style="border: 1px solid orange; border-radius: 15px; padding: 10px; background-color: #f4a460; color: white; text-align: center;"> <p><i>“Ou te mana'o, ia maua e tagata uma o lo'o nonofo i Porirua i Sasa'e le fiafia ma galulue faatasi, i mea e manuia ai le afioga o Porirua i Sasa'e ... I want all the people who live in Eastern Porirua to be happy and work together for that will benefit all of Eastern Porirua ...” (Community Survey 2024).</i></p> </div>	
<p>59% offered to help or are helped by a neighbour at least once a month (2024)</p>			
<p>74% said there is a culture of caring and giving for others and the environment in eastern Porirua (2024)</p>			
<p>36% helped or volunteered with community activities INSIDE eastern Porirua (2024)</p>			
<p>53% ‘strongly agreed’ or ‘agreed’ the eastern Porirua community works together on shared goals and issues (2024)</p>			
<p>43% said all groups in eastern Porirua are involved enough in decisions about the community ‘some’ or ‘all’ of the time (2024)</p>			
<p>24% said they participated in Te Rā Nui engagements (2024)</p>			<p>✔ Ensured a diverse range of community voices we consulted on the Spatial Plan through Hui Tahī Tātou o Porirua in 2023</p>



2. Key highlights – Environment

Baseline indicators	Desired ENVIRONMENT outcomes	Te Rā Nui progress towards outcomes by June 2024
<p>94% ‘strongly agreed’ or ‘agreed’ it is important to protect eastern Porirua’s natural environment (2024)</p> <p>35% have participated in a community activity to protect eastern Porirua’s natural environment (2024)</p> <p>50% ‘strongly agreed’ or ‘agreed’ Te Rā Nui is protecting eastern Porirua’s natural environment (2024)</p> <p>69% are ‘very satisfied’ or ‘satisfied’ with the community’s parks and reserves (2022)</p> <p>70% considered water pollution a ‘big’ or ‘bit’ of a problem (2022)</p> <p>Sufficient or poor e.coli levels in Kenepuru Stream at Mepham Place and Bothamley Park</p>	 <p>Natural Environment</p> <p>People of eastern Porirua have safe and equitable access to the community’s natural environment and the built environment enhances the health of te taiao</p> <p><i>“I love the parks, natural spaces of our area and enjoy walks in the bush, beside streams, up hills, etc., especially in Cannons Creek Reserve and in Bothamley Park stop” (Community Survey 2024).</i></p>	<ul style="list-style-type: none"> ✔ Removed pine trees in Bothamley and Cannons Creek Parks to improve safety and visibility for the community ✔ Revegetation plan for Bothamley and Cannons Creek Parks developed. Through the Environmental Cadetship Programme over 100,000 native plants will help restore environmental balance ✔ Undertook ecological work to protect native wildlife (birds, fish and lizards) as part of the Bothamley Park wastewater upgrade ✔ Partnered with schools for neighbourhood clean-up events, providing free rubbish bags and skip bins ✔ Created the Parks Landscape Plan, with community input. This outlines planned improvements to Bothamley and Cannons Creek Parks, Cannons Creek Lakes Reserve and water quality in Kenepuru Stream ✔ Held educational sessions with schools and broader community on wetland to be developed as part of Cannons Creek Park


2. Key highlights – Environment

Baseline indicators	Desired ENVIRONMENT outcomes	Te Rā Nui progress towards outcomes by June 2024
<p>49% ‘very satisfied’ or ‘satisfied’ with overall water management (2022)</p>	<div data-bbox="955 364 1090 505"> </div> <p data-bbox="955 525 1256 561">Built Environment</p> <p data-bbox="955 572 1600 658">People in eastern Porirua have a quality range of amenities in their community</p> <div data-bbox="942 714 1605 1056" style="background-color: #2e8b57; color: white; padding: 10px; border-radius: 15px;"> <p data-bbox="963 763 1584 1021"><i>“What I like most about eastern Porirua is the artwork we see around Waitangirua and Cannons Creek with the amazing paintings and the showing of cultural significance and people who become well known who lives and grew up in Porirua and that artwork makes the town feel more vibrant” (Community Survey 2024).</i></p> </div> <p data-bbox="955 1132 1238 1168">Crime and Safety</p> <p data-bbox="955 1179 1546 1310">People in eastern Porirua feel safe in their community and that crime and delinquency is decreasing</p>	<ul style="list-style-type: none"> <li data-bbox="1740 382 2415 578"> ✔ Upgrade of 3km of wastewater pipe in Bothamley Park underway, which will prevent approximately 16 Olympic swimming pools of raw sewage from flowing into local waterways annually <li data-bbox="1740 596 2415 749"> ✔ Funding secured and plans underway for larger, more resilient water reservoir to be completed by end of 2025 <li data-bbox="1740 768 2415 892"> ✔ Engaged with local schools to enhance signage, greenways and accessible shared pathways <li data-bbox="1740 911 2415 1049"> ✔ Housing Support Managers liaised with police to improve communications around disruptive behaviours <li data-bbox="1740 1068 2415 1192"> ✔ Collaborated with Porirua Pacific Safety Patrol to address community questions on safety and crime
<p>72% ‘very satisfied’ or ‘satisfied’ with the city’s water supply (2022)</p>		
<p>41% ‘very satisfied’ or ‘satisfied’ with roads, footpaths and cycle ways (2021)</p>		
<p>55% rated open spaces, parks and playgrounds as ‘very good’ or ‘good’ (2024)</p>		
<p>45% ‘strongly agreed’ or ‘agreed’ crime is a concern near their home (2024)</p>		
<p>53% of young people worried about problems with drug and alcohol use (2024)</p>		

2. Key highlights – Transport

Baseline indicators	Desired TRANSPORT outcomes	Te Rā Nui progress towards outcomes by June 2024
22% used public transport at least weekly (2022)	 Travel mode People in eastern Porirua have improved access to amenities, work and education no matter what their travel mode. Transport issues do not inhibit eastern Porirua residents' ability to connect with each other	 Partnered with Porirua City Council and Waka Kotahi New Zealand to develop Integrated Transport Plan (funding pending) <i>"Very poor roads, curbs etc compared with other areas of Porirua - hard to push pram"</i> <i>(Community Survey 2024).</i> <i>"I mostly like the people. I do not like the flooding when it rains and the potholes in the roads"</i> <i>(Community Survey 2024).</i>
66% 'strongly agreed' or 'agreed' it's easy to get around without a car (2024)		
58% 'strongly agreed' or 'agreed' public transport is convenient and reliable (2024)		
16% travelled to work by bus, train, bicycle, walking or jogging (2018)		
14% households without a car (2018)		
2.0 average number of motor vehicles per household (2024)		

2. Key highlights – Transport

Baseline indicators	Desired TRANSPORT outcomes	Te Rā Nui progress towards outcomes by June 2024
<p>71% considered traffic a ‘big’ or ‘bit’ of a problem (2022)</p>	 <p>Traffic Traffic safety and congestion problems are reduced in eastern Porirua</p>	<ul style="list-style-type: none">✔ Constructed temporary roundabout on Mungavin Ave to help with traffic flow✔ Resealed roads and paths around development sites and created new roads and paths to improve access through neighbourhoods
<p>72% considered dangerous driving a ‘big’ or ‘bit’ of a problem (2022)</p>	<p>Parking People in eastern Porirua have sufficient parking to meet their needs without compromising sustainability objectives</p>	<p><i>“I love the people, I just don’t like how the council are charging everywhere for parking and how they’re taking away most of the parks around Fantame shops” (Community Survey 2024).</i></p>
<p>43% considered limited parking in the city centre/local area a ‘big’ or ‘bit’ of a problem (2022)</p>	<p><i>“Yeah like if you have one car park at your house then it’s just going to look like that [congested on] the whole street ... and then you can’t see if cars are coming from the turning” (Rangatahi talanoa).</i></p>	
<p>37% ‘strongly agreed’ or ‘agreed’ there is enough public parking for disabled peoples (2024)</p>		
<p>53% ‘very satisfied’ or ‘satisfied’ with the availability of on-street parking (2022)</p>		

3. Report kaupapa

When consulted in 2019, the eastern Porirua community highlighted what they love about their community and their aspirations for it, but they also wanted improvements to housing, infrastructure and environment. These views were reinforced in 2023 through the [Hui Tahi Tatou o Porirua community engagement, led by Te Rā Nui](#).

This Baseline Outcomes Report brings together a wide range of existing and new data sources to show what outcomes looked like in eastern Porirua before Te Rā Nui got underway and in the very early stages of redevelopment. The Report uses an Outcomes Monitoring and Evaluation Framework developed by Kāinga Ora to measure how outcomes change over time as redevelopment progresses. Future Outcome Reports will check progress within the community.

Outcomes are measured across 7 interconnected kete, or outcome areas, illustrated on the next page.

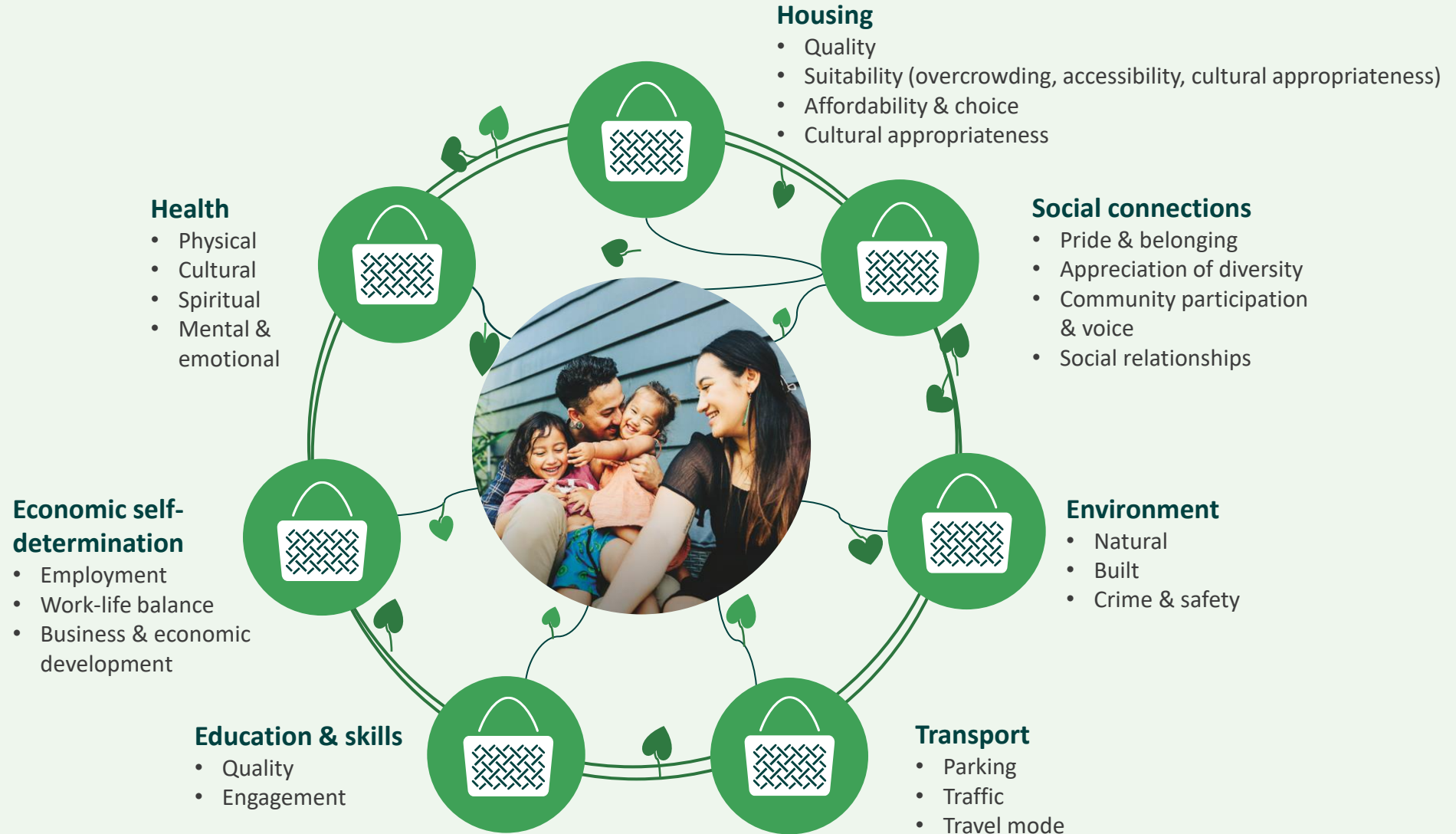
The kumara vine connecting each kete shows their interconnectedness and how the data will be woven together to provide a comprehensive picture of changes in eastern Porirua. How Te Rā Nui will contribute to improving outcomes is indicated at the start of each kete.

By bringing together outcome indicators from a range of sources, the Baseline Outcomes Report allows the eastern Porirua community to track Te Rā Nui progress, as well as provides a resource where data about eastern Porirua is compiled and updated in one place.

"I love the humility of the people in Eastern Porirua, where it's so easy to be yourself, no judgement, it's a nice place with amenities close by, it's a community that celebrates diversity and inclusion..."
(Community Survey 2024).




4. The eastern Porirua outcomes framework



5. Report sources

This report draws on information from:



Eastern Porirua Community Survey (2024)

- Run by Kāinga Ora to better understand community outcomes and provide a baseline for monitoring progress against those outcomes.
- 1,193 participants, with good representation across different neighbourhoods, ethnic groups, and ages. The survey was open to anyone aged 16+ living in Ascot Park, Cannons Creek, Rānui or Waitangirua, as well as people with a strong connection to eastern Porirua (e.g. through family, work or church).
- More than one person per household could take the survey, with 16-20 year olds able to participate in a shorter youth survey.
- Every household in eastern Porirua received postcard information about the survey and Kāinga Ora employed 5 local Community Researchers to promote the survey in communities and at events.



9 community talanoa (small group conversations) (2023)

- Run by Kāinga Ora to inform questions in the Eastern Porirua Community Survey
- Involved rangatahi (young people), pāhake (older people) and whaikaha (disabled peoples) because their voices were under-represented in prior research about eastern Porirua.
- Focused on 'Living Your Best Life in Eastern Porirua', drawing upon the 7 kete/outcome areas found in the Eastern Porirua Outcomes Framework.



Existing secondary data (2013-2022)

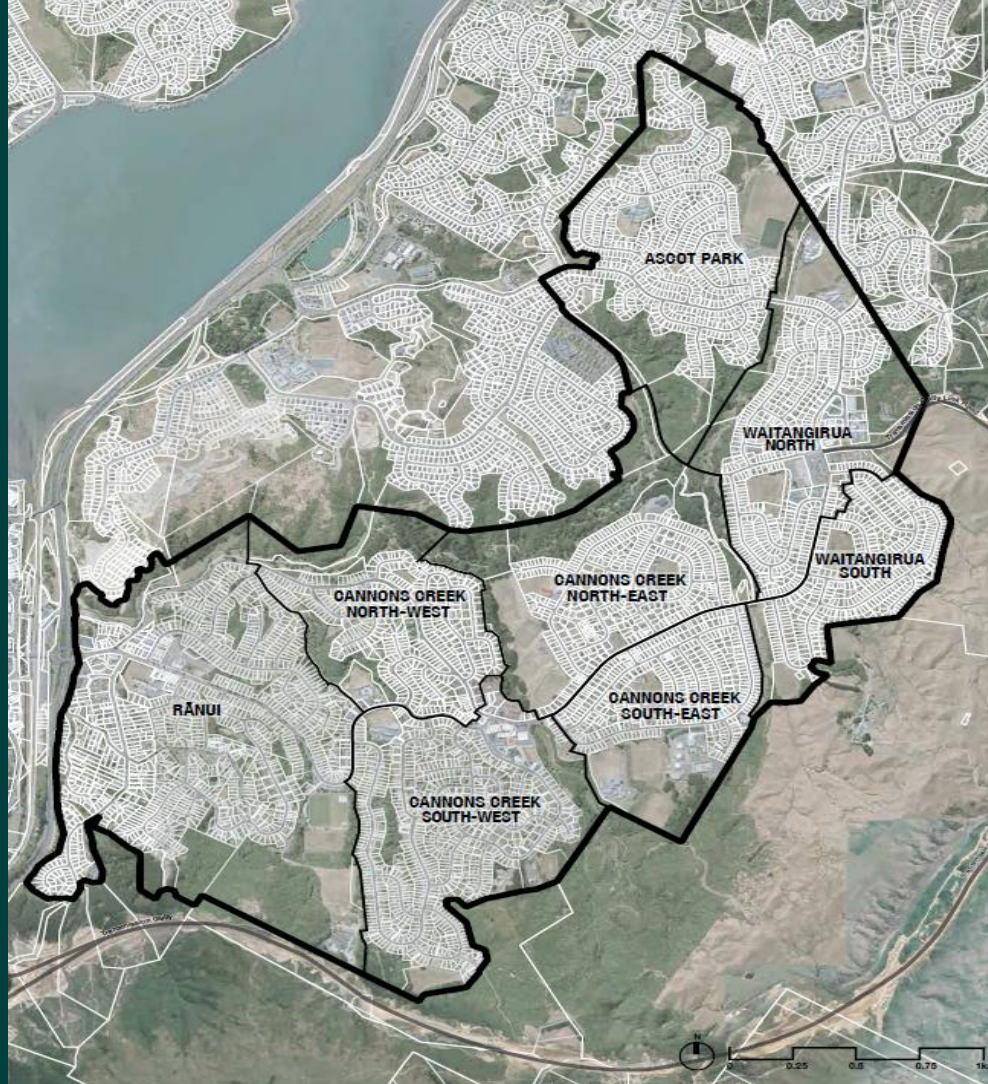
- Census
- Ministry of Education (MoE)
- Ministry of Health (MoH)
- Ministry of Justice (MoJ)
- New Zealand Police (NZP)
- Porirua City Annual Residents' Survey (ARS)
- Quality of Life Survey (QoL)
- Wellington Water (WW)

- Unless indicated otherwise, all information is for 'eastern Porirua' residents – that is, people living in the seven [Census Statistical Area 2](#) units that largely match the suburbs that are affected by the Te Rā Nui development or, in the case of the QoL and ARS surveys, the 'Eastern ward' which covers roughly the same suburbs.
- Where possible, eastern Porirua information is compared with that for New Zealand or the 8 cities surveyed by QoL (Porirua, Auckland, Christchurch, Dunedin, Hamilton, Hutt, Tauranga, Wellington).
- Some results in this report come from the Integrated Data Infrastructure (IDI). These results are not official statistics. They have been created for research purposes from the IDI which is carefully managed by Stats NZ. For more information about the IDI please visit <https://www.stats.govt.nz/integrated-data/>.

6. A snapshot of eastern Porirua prior to redevelopment

Te Rā Nui focuses on 4 unique suburbs in eastern Porirua:

- Ascot Park
- Waitangirua
- Cannons Creek
- Rānui



In 2018, the 19,794 people who made eastern Porirua their home were more culturally diverse and younger than people in many other places in New Zealand.

Culturally diverse

56% Pasifika

31% European/Pākehā

28% Māori

10% Asian

2% Other

Youthful

43% <25 years

22% 25-39 years

27% 40-64 years

9% 65+ years

Median age: 21 years

When Kāinga Ora consulted residents in 2019, they said they appreciated eastern Porirua for its ...

- welcoming, creative and resilient residents
- unique, multicultural feel
- sense of place and identity
- whānau-friendly environment.

“The community should be at the heart of everything”



6. A snapshot of eastern Porirua prior to redevelopment

In 2019, most houses in eastern Porirua were (on average) 50+ years old.

Community consultation indicated that many homes were cold, unhealthy and not suited to resident needs.



"It's a good place to live but we can make it better together"



The physical infrastructure in eastern Porirua was also aging, requiring significant investment before new houses could be built:

- Flooding was common on arterial roads, with more than 40,000m³ of wastewater overflow each year.



- Water quality was poor in rivers and Porirua Harbour.



- The existing water reservoir could support residents for only two days in an emergency.



In 2019, community taonga included:

- 14 schools
- 17 early childhood centres
- 10 churches/faith-based centres
- 3 cultural community centres
- Cannons Creek Library
- Cannons Creek Swimming Pool
- Mungavin Hall
- 5 medical & 2 community support services
- Bothamley Park, Cannons Creek Park and Cannons Creek Lake Reserve
- Jerry Collins stadium
- Affordable shops catering for diverse community needs

Yet community consultation highlighted:

- A lack of affordable local spaces for community groups to use
- Rundown town centres at Cannons Creek and Waitangirua
- Safety and accessibility concerns in parks and streets
- Poor public transport links



7. Housing

- Quality
- Suitability (crowding, accessibility, cultural appropriateness)
- Affordability and choice
- Stability



7. Housing outcomes






Desired housing outcomes	How Te Rā Nui will contribute to improved outcomes	Te Rā Nui progress by June 2024		
People living in new houses in eastern Porirua feel their homes are of high quality, including levels of warmth, dryness, quietness and privacy	Replace over 2000 old public homes with Homestar 6 standard homes (as of June 2024, funding approved for 744)	Completed 88 new warm, dry Kāinga Ora homes		
	Retrofit 400 older public homes to make them warmer and drier and more suitable to resident needs	Retrofitted 74 existing Kāinga Ora homes to make them warmer, dryer and more suitable for tenant needs		
Housing suits the needs and aspirations of eastern Porirua residents, including for culturally appropriate and accessible homes	Support local initiatives to build homes meeting specific cultural needs	Provided the land to enable the Central Pacific Collective bid to build affordable homes that suit the needs of Pacific peoples		
	Build 30% of new public homes to Universal Design standards	None completed yet, although some houses in Castor Crescent have accessibility features		
People in eastern Porirua have affordable and diverse housing choices, no matter what their household size or income, allowing them to remain in the area if they so choose	Improve the 'match' between size of house needed by Kāinga Ora tenants and the size of house they live in	69% of Kāinga Ora homes matched the household size living in them (down from 70% in August 2020 due to relocations needed for redevelopment and retrofit)		
	Work to relocate Kāinga Ora households within eastern Porirua when houses are redeveloped, if this is their preference	91% Kāinga Ora tenants relocated due to redevelopment stayed in eastern Porirua (the rest chose to relocate outside of the area)	71% has the choice of more than one house offer	
	Enable opportunities for home ownership through Kāinga Ora affordable homeownership products and support for community homeownership pathway initiatives	4 First Home Partner (shared-equity) application approved, 1 went on to purchase	139 First Home Grant applications paid for properties in eastern Porirua	
	Enable 2000 new market or affordable homes through masterplanning more efficient land use and adequate infrastructure before selling to private developers	Enabled land for construction to start on first market or affordable homes		

Quality

Nearly *three-fifths* of eastern Porirua residents who took part in the Community Survey said the ‘overall quality’ of their home was ‘very good’ or ‘good’.

The *highest rating* was for ‘connection between your home and nature (e.g. a view of trees)’, with just over three-fifths of residents agreeing (indicating ‘very good’ or ‘good’).

‘Noise from outside (e.g. traffic)’ had the *lowest rating*; just over a quarter of eastern Porirua residents said it was ‘bad’ or ‘very bad’.

How would you rate the following in your CURRENT home?	 Very good	 Good	 OK	 Bad	 Very bad
Overall quality	23%	36%	30%	7%	4%
Warmth in winter	19%	30%	28%	15%	8%
Coolness in summer	17%	30%	35%	13%	5%
Privacy from neighbours	17%	32%	35%	12%	5%
Noise inside	16%	28%	33%	14%	9%
Noise outside	13%	26%	35%	17%	9%
Connection to nature	31%	33%	29%	5%	2%

Source: Community Survey 2024, residents living in areas outside were eastern Porirua excluded.

“I’ve only selected ‘bad’ due to the following reasons: my daughter has a disability and is unable to walk properly so we are carrying her up and down the stairs to go to bed/the toilet. In the summer it’s too hot upstairs we need to sleep downstairs and in winter it’s so cold we’re using heaters in every room. The paint and wallpaper is fading/tearing and carpet isn’t the best. There is occasional mould in the bathroom and the paint also chips” (Community Survey 2024).

“Overcrowded, no storage, windows bang, broken latches, borer in the room and cupboards, trees need trimming, door handles need replacing and more” (Community Survey 2024).

“It’s considered cozy and warm in winter and comfy and cool in summer and neighbours pop in to enjoy the environment” (Community Survey 2024).

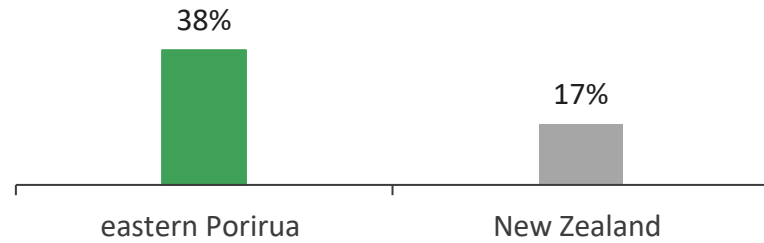
“Road noise is very loud. My neighbour is noisier at night” (Community Survey 2024).

“It seems the contractors who finished off the build didn’t care and barely paid attention to finishing touches, as well as the plumber had forgotten to connect the shower to an out pipe which led to us moving out only days after moving in” (Community Survey 2024).

Quality

Around *two-fifths* of eastern Porirua households said they regularly had mould in their homes, *more than double* the proportion of New Zealand households generally.

Homes reported to 'always' or 'sometimes' have mould larger, in total, than an A4 sheet of paper



Source: Census 2018.

"The walls always gets wet and I use a dehumidifier. Rooms don't get warm when heat pump is on"
(Community Survey 2024).

"Yes when it rains my carpet gets wet and smells, the water lodges under the house nowhere to go, and my bath tub I'm constantly cleaning mould"
(Community Survey 2024).



"I live in ... a Housing New Zealand house, so like we don't own the house, and there's a lot of times where we have to like force someone to like come clean up some mould and stuff. And it's ... unhealthy like living in that kind of environment, especially having like a little sister with asthma, it's like really bad for her" (Rangatahi talanoa 2023).

Suitability – Accessibility

*“... having a ramp built in, like rails so they can hold on to, just making it more accessible for our elderly and our disabled people, instead of having to carry them”
(Rangatahi talanoa 2023).*

35%

of eastern Porirua residents who had at least one person with a disability, mental health or long-term condition living in their household rated their home as ‘very good’ or ‘good’ in terms of accessibility.

41%

of eastern Porirua residents rated their home as ‘very good’ or ‘good’ in terms of accessibility.

Source: Community Survey 2024, residents living in areas outside eastern Porirua excluded.

*“Our tenancy manager come along, she took the kitchen door off. She got the builder to take the kitchen door off, so the wheelchair could get in. And I said, ‘It’s not the door, it’s the frame!’ [laughing]”
(Whaikaha talanoa 2023).*

*“... [it’s] just we don’t walk terribly well and we’re in a two-storeyed house”
(Pāhake talanoa 2023).*

*“I can’t even have a shower sometimes. I can’t lift my body over”
(Whaikaha talanoa 2023).*

*“I love my house cause of easy access”
(Community Survey 2024).*

*“... people presume that people with disabilities don’t have life. They don’t have children. They don’t have ... the same responsibilities”
(Whaikaha talanoa 2023).*

*“I can’t manage having to climb up the 32 steps to the house now as I have shoulder problems”
(Community Survey 2024).*

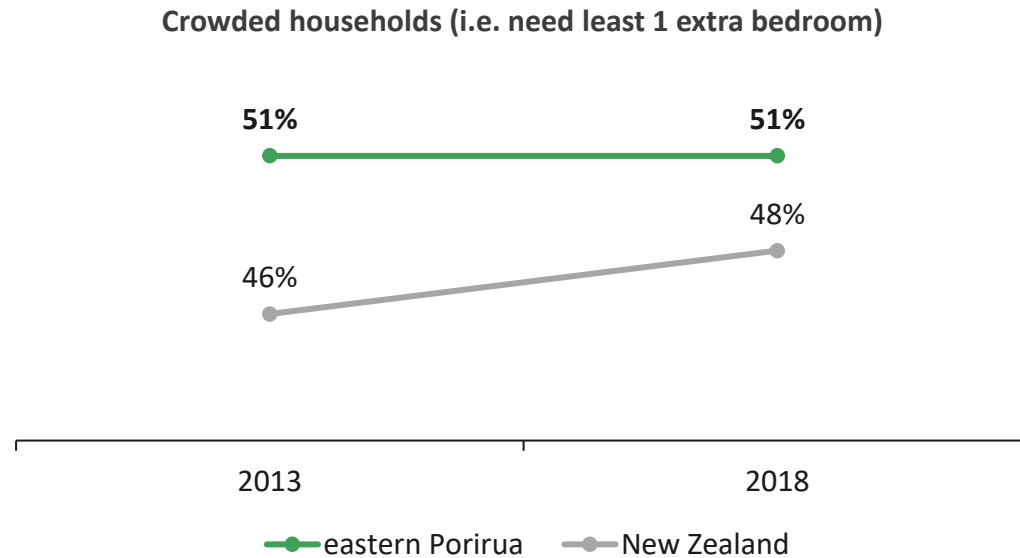
*“We have adapted our home for disability requirements at our own expense”
(Community Survey 2024).*

*“I’m staying in a disability house. I have been around since 2004. It’s not suitable for a disabled person”
(Community Survey 2024).*

Suitability – Crowding

Half of eastern Porirua households were *crowded* (at least 1 extra bedroom needed), *slightly more* than for New Zealand generally.

Between 2013 and 2018, the proportion of eastern Porirua crowded households stayed *steady*, while it *increased* for New Zealand generally.



Source: Census – extracted from IDI.

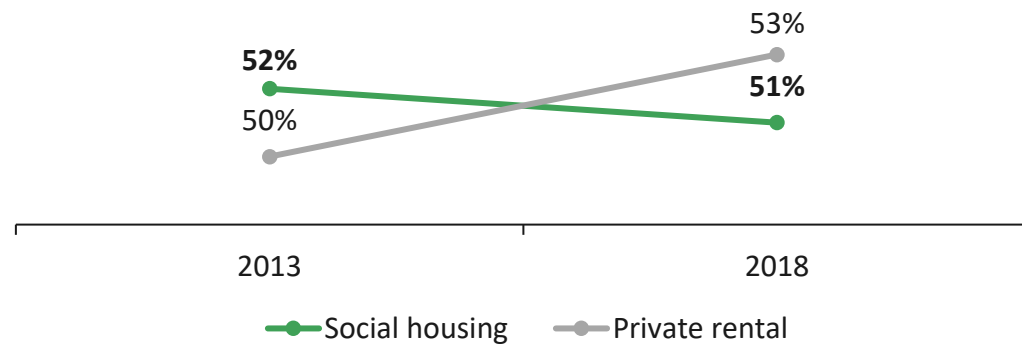
“... my family, we’re having to find a new house, but most of the houses around here are only two bedrooms, three bedrooms but there’s mum, my dad, me, my sister, our partners, my brothers. There’s almost 10 of us living in one house and there’s only like three bedrooms inside. My brother sleeps in the garage because that’s the only space that’s available”
(Rangatahi talanoa 2023).

Suitability – Crowding

In eastern Porirua, crowding (at least 1 extra bedroom needed) *decreased* by 2% in social housing rental homes, while it *increased* by 3% in private rental homes between 2013 and 2018.

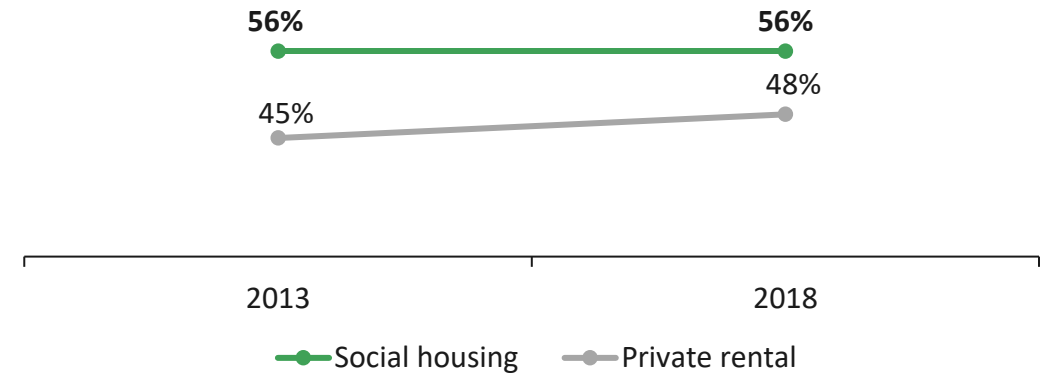
This differs from New Zealand generally, where crowding *stayed steady* between 2013 and 2018 in social housing rental homes, although it similarly *increased* by 3% in private rental homes.

Crowded households in eastern Porirua by rental type



Source: Census – extracted from IDI.

Crowded households in New Zealand by rental type



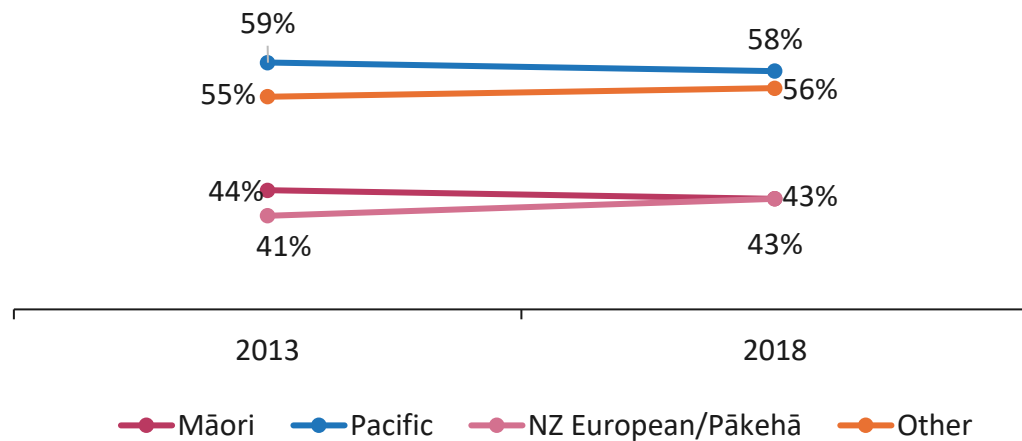
Source: Census – extracted from IDI.

Suitability – Crowding

Over half of Pacific and 'Other' ethnic households in eastern Porirua were crowded (i.e. at least 1 extra bedroom needed), with around *two-fifths* of Māori and Pākehā households reporting crowded households. Crowding was *fairly steady* in households from all ethnic groupings between 2013 and 2018.

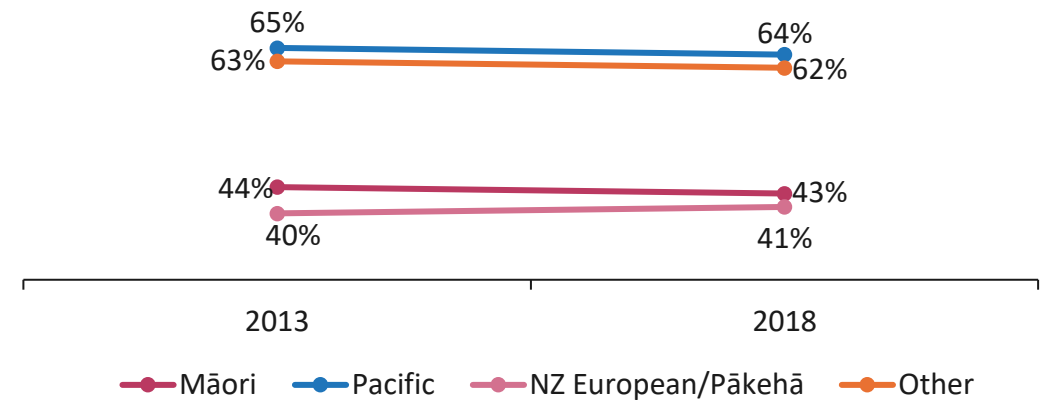
These trends were similar to those for New Zealand generally, except crowding was around 6-8% *higher* in Pacific and 'Other' households across New Zealand, compared to eastern Porirua, while levels of crowding were the *same* for Māori and *very similar* for New Zealand European/Pākehā households.

Crowded households in eastern Porirua by ethnic group



Source: Census & administrative data – extracted from IDI.

Crowded households in New Zealand by ethnic group

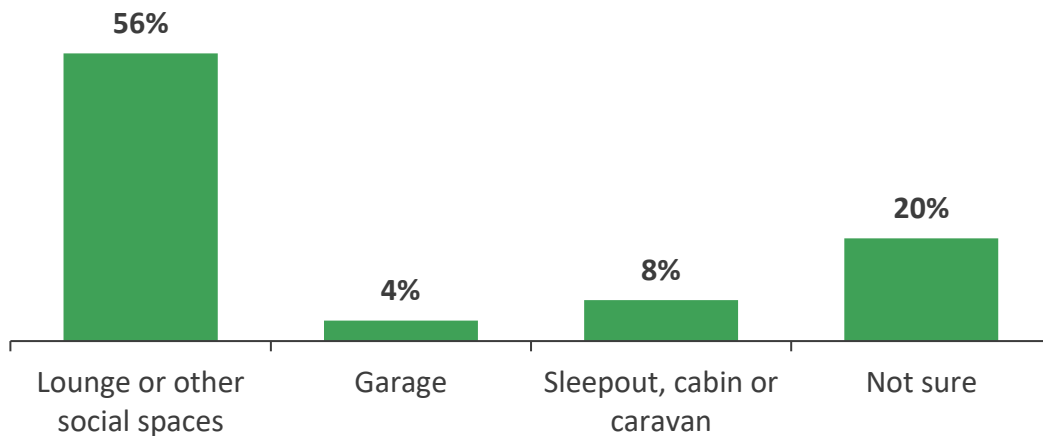


Source: Census & administrative data – extracted from IDI.

Suitability – Crowding

More than half of eastern Porirua participants reported that people who usually lived in their home regularly used the lounge for sleeping. A smaller proportion of households regularly used garages or sleep outs, caravans, cabins for sleeping.

Residents reporting that spaces other than bedrooms were regularly used for sleeping by people who usually lived in eastern Porirua homes



Source: Community Survey 2024, residents living in areas outside eastern Porirua excluded, participants could choose more than one option.

"I sleep in the lounge because my house feels safer there" (Community Survey 2024).

"Myself and my 3 under 10 (all special needs) sleep in the lounge as my big children have the rooms" (Community Survey 2024).






"It is too small to cater to my humongous whānau. My brother and daughter are on the waitlist for a [social] housing house. The house is a 3 bedroom house with 5 adults, 2 teenagers and 4 kids under the age of 11" (Community Survey 2024).

"Would love it if it [house] was extended and made bigger to use up the land it's on :) and also for more space for the 8 of us" (Community Survey 2024).

Suitability – Cultural appropriateness

With respect to their current home, *over half* of eastern Porirua residents thought the amount of indoor space for the amount of people living there and layout was ‘very good’ or ‘good’.

However, many of the open-ended questions in the survey and discussion in talanoa suggested that size and cultural appropriateness were significant issues in eastern Porirua.

How would you rate the following in your CURRENT home?	 Very good	 Good	 OK	 Bad	 Very Bad
Indoor space for the amount of people living there	27%	33%	26%	10%	5%
Layout or design meets my household’s cultural needs	22%	32%	30%	11%	5%

Source: Community survey 2024, residents living in areas outside eastern Porirua excluded.

“... a matai and leader and a prayer leader [who is in a wheelchair], when someone passes and he can’t get in the house, they have to put a tent outside. It’s not the same as coming into the body And so, we just adapt. I know that. But sometimes it’s too cold to put the body outside and the visitors. It’s just our houses were designed basically here by an Austrian But it was not built for us. And look at our families, how big the people are physically. You have to turn sideways to get into the toilet” (Whaikaha talanoa 2023).

“Not designed for a big family (more than 2 children)” (Community Survey 2024).

“PIC is not open to everybody because it’s too busy, but it’s the only one of the churches that take bodies, and you can lay them out at the church community hall. But other churches, you keep the body at your house. So, your house is not really made so that you can get the casket in and out the house. You can look at pictures and stuff where windows are taken out just to get the body out of the house” (Whaikaha talanoa 2023).

“Fale tasi, O lo'o fa'afauing lau umukaka ma le fale'ta'ele. Stand alone house. They are building kitchens next to the showers/toilets” (Community survey 2024).

Suitability – Cultural appropriateness

More eastern Porirua residents lived in either two- or three+-family households than in New Zealand generally, although the number of 2-family households *declined slightly* between 2013 and 2018.

There were also *fewer* one-person households in eastern Porirua, although the number of one-family households was about the *same* as for New Zealand.

Household composition eastern Porirua and New Zealand

	1-person	1-family	2-family	3+-family	Other multi-person household
eastern Porirua					
2013	17%	68%	10%	1%	5%
2018	16%	69%	8%	0.8%	6%
New Zealand					
2013	24%	68%	3%	0.2%	5%
2018	23%	69%	3%	0.2%	5%

Source: Census

“My house, six people there. Seven, if you come on weekends. And then there’s multiple households, where it’s multiple generations living together because no one can leave and live on their own because they can’t afford that, so they have to go back home and stay there, like my brothers” (Rangatahi talanoa 2023).

“There’s currently 3 generations living here (used to be 4 generations, but grandma passed away)” (Community Survey 2024).

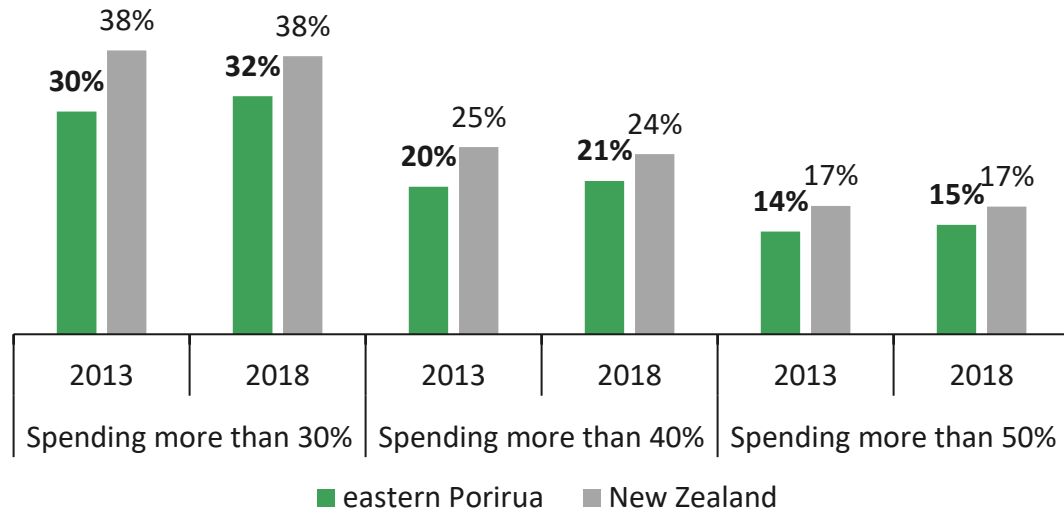
“House is quite expensive but compared to other like properties, it’s very good for our multi-generation family of 3. We are grateful to be living where we do, close to work and kura” (Community Survey 2024).

Affordability and choice

A *third* of eastern Porirua renter households spent more than 30% of their household income on rent in 2018, *slightly lower* than the almost two-fifths of New Zealand renter households spending more than 30% of income on rent.

Eastern Porirua also had *fewer* renter households spending more than 40% and more than 50% of their income on rent, but *moved closer to the New Zealand average* between 2013 and 2018 because those living in unaffordable housing *increased more* in eastern Porirua than for New Zealand generally.

Renter households spending more than 30%, 40% or 50% of income on rent, eastern Porirua and New Zealand, 2013-2018



Source: Census & administrative data, extracted from IDI.



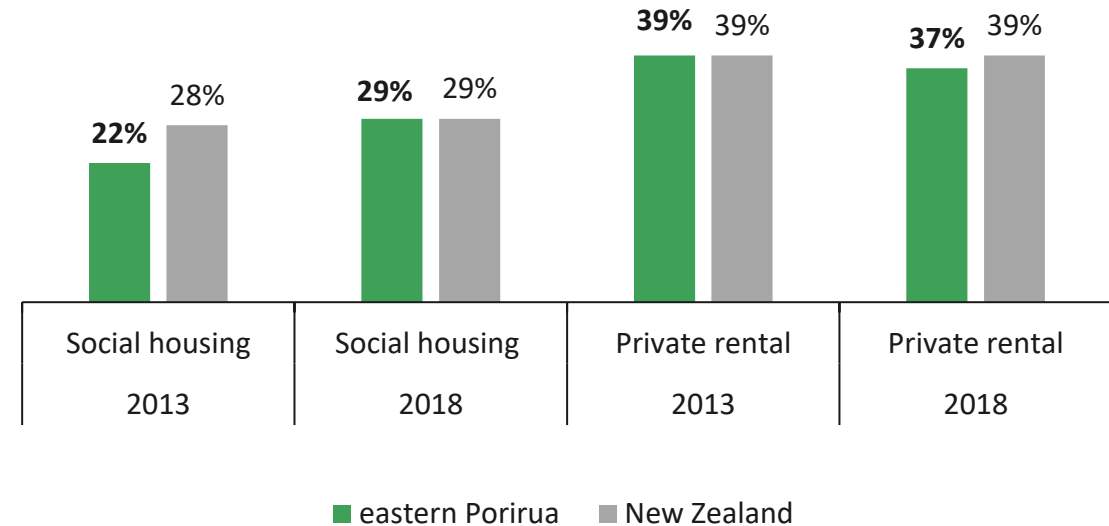
“These [retirement village and care] facilities that they’ve got now they’re very expensive. There’s no way that you could go and live in a lot of these places if you were just on a pension” (Pāhake talanoa 2023).

Affordability and choice

In both eastern Porirua and New Zealand generally, a *greater* proportion of private rental households spent more than 30% of household income on rent than those living in social housing rental homes in 2013 and 2018, although this proportion *declined slightly* in eastern Porirua.

In contrast, the proportion of social housing rental households spending more than 30% of income on rent *increased more* (by 7% in eastern Porirua) between 2013 and 2018 compared to New Zealand generally (1% increase).

Social housing vs private renter households spending more than 30% of income on rent



Source: Census and administrative data - extracted from IDI.

*“We can only afford to live here because we have had the same landlord for 10+ years and agree to lower rent in exchange for not expecting house to be up to code”
(Community Survey 2024).*

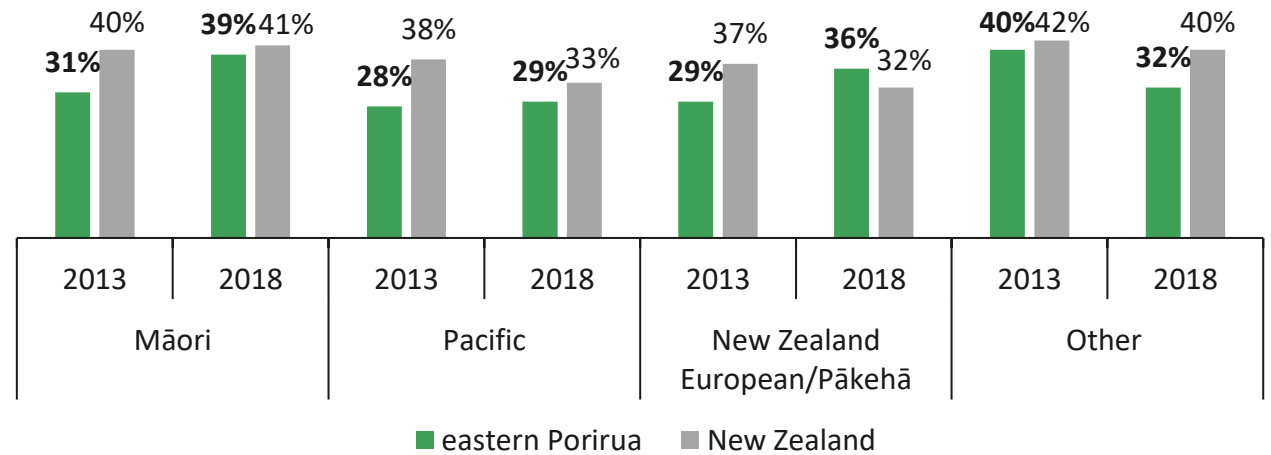
Affordability and choice

In both 2013 and 2018, renters of all ethnic groups in eastern Porirua were *less likely* than the same groups of renters in New Zealand generally to spend more than 30% of household income on rent.

However, all ethnic groups in eastern Porirua except 'Other' *moved closer* to their respective group's New Zealand rate by 2018, because the proportion of all ethnic groups spending more than 30% of household income on rent *increased more* in eastern Porirua than in New Zealand generally.

In particular, the number of Māori households in eastern Porirua spending more than 30% of income *increased* by 8% and New Zealand European/Pākehā by 7%, while Pacific peoples increased by 1% and 'Other' *decreased* by 8%.

Renter households spending more than 30% of income on rent by ethnic group



Source: Census and administrative data - extracted from IDI.

“It’s a suitable home especially for families that have 4+ within the home. Unfortunately there is no opportunity to rent to purchase the home as per the previous HNZ scheme available for low income families” (Community Survey 2024).

Affordability and choice

Individual homeownership (where individuals own or partly own the home they live in or hold it in a family trust) is less common in eastern Porirua than New Zealand generally. However, Pacific and Asian individuals in eastern Porirua have similar rates of home ownership to others from the same ethnic groups across New Zealand, while Māori and European/Pākehā have much lower rates than individuals from the same ethnic groups.

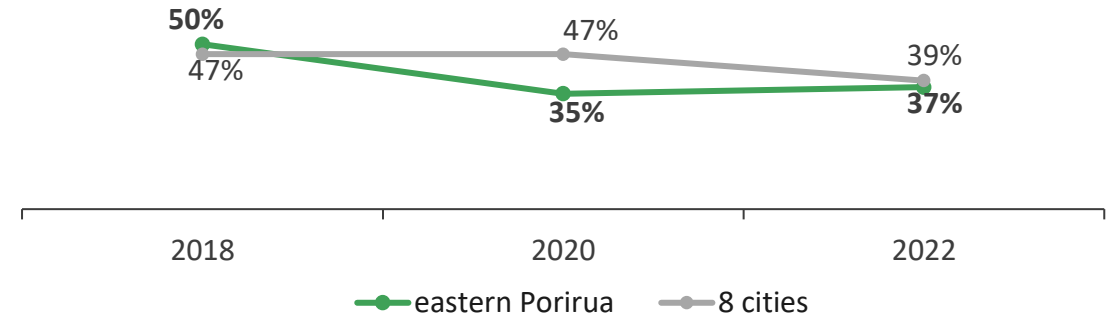
Individual homeownership by different ethnic groups, 2018

	NZ	eastern Porirua
Total population	52%	29%
European/Pākehā	58%	40%
Asian	40%	39%
Māori	31%	21%
Pacific	21%	21%

Source: Census.

The proportion of eastern Porirua residents that ‘strongly agreed’ or ‘agreed’ their housing costs were affordable was *higher* than for residents of the 8 QoL cities in 2018 but *declined* in comparison. By 2020, eastern Porirua ‘agree’ responses were *lower* than in the 8 cities and remained *slightly lower* in 2022.

Residents that ‘strongly agreed’ or ‘agreed’ housing costs were affordable



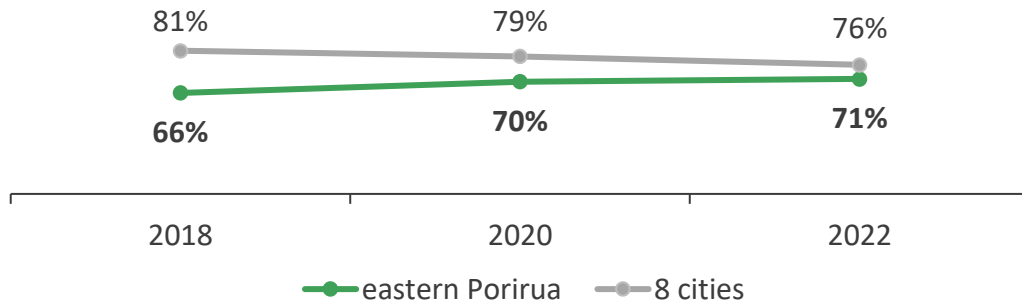
Source: QoL.

“It’s a great place for a first home buyer, which is the reason why I bought it”
(Community Survey 2024).

Affordability and choice

Fewer residents in eastern Porirua than in the 8 QoL cities 'strongly agreed' or 'agreed' that they lived in homes and a general area/neighbourhood that suited their household's needs. Although the gap has closed from 2018 to 2022, this suggests a lack of choice in the housing market.

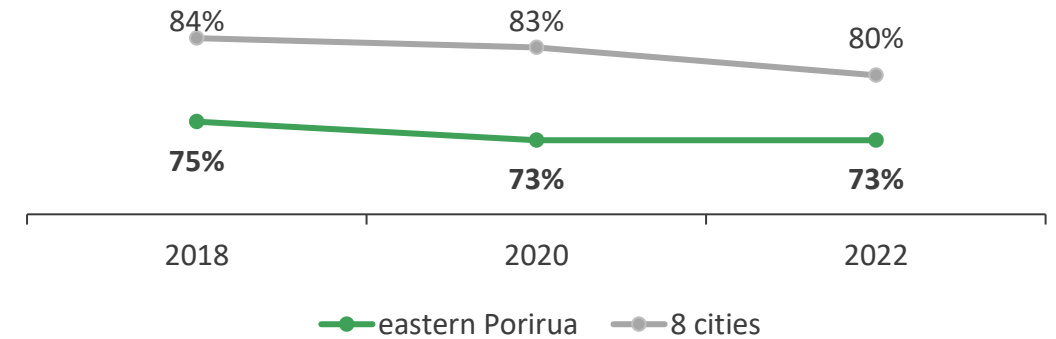
Residents that 'strongly agreed' or 'agreed' their *home* suits their household's needs



Source: QoL.

"Front yard not safe slip down the bank. Back yard too big for lawn mowing"
(Community Survey 2024).

Residents that 'strongly agreed' or 'agreed' their *general area* suits their household's needs



Source: QoL.

"You probably don't need to count my house as it's in Paraparaumu but please note that when I had to move, the private housing was of such a disgusting quality and expensive I couldn't live in Porirua East"
(Community Survey 2024).

Affordability and choice

A *minority* of community survey participants thought that there was choice in the housing market, in terms of affordability, housing type and intergenerational living.

Thinking about eastern Porirua, how much do you agree or disagree with the following statements?	Strongly agree/ agree
Good housing opportunities to rent or buy an affordable house in eastern Porirua	22%
A good range of housing types (standalone houses, terraced houses, apartments etc) in eastern Porirua	36%
Good housing opportunities for their family to live intergenerationally in eastern Porirua.	28%

Source: Community Survey 2024.

As a tenant on a moderate income I should be able to live in Eastern Porirua but I don't even have the choice, it is far too expensive. The quality of rentals is very poor (poor nationally but Porirua East is worse). I have to live outside of this area so how does someone on a less income than me but doesn't qualify for Kāinga Ora housing ever manage in Porirua East. They move away from the community (Community Survey 2024).

"Ou te popole i ave matou i se fale e le talafeagai mo matou. I worry that they'll take me to a house that isn't suitable for our family" (Community Survey 2024).

"... my mum had to move a lot because of the landlord. They keep on like selling houses and telling people to just move ... after how many months of paying rent to then just turn around and be like, 'You've got to get out. Other people paid more money, so you've got to get out'. It's not only just a house for some people, it's a place that holds memories. Generations of knowledge as well." (Rangatahi talanoa 2023).

"... [we] want to have a variation of housing. That we don't simply have a whole row of the similar type boxes or whatever else ..." (Pāhake talanoa 2023).

Stability

Two-fifths of eastern Porirua residents had lived for more than 15 years in their residence, which was *higher* than for New Zealanders generally.

Length of residence in current home

	Under 5 years	5-14 years	More than 15 years
eastern Porirua			
2013	46%	33%	21%
2018	48%	30%	22%
New Zealand			
2013	52%	32%	16%
2018	54%	29%	17%

Source: Census.

“My family came NZ in 1985 as refugees. We have lived in Eastern Porirua since 1988 and Porirua is our home” (Community Survey 2024).

“I am on the Kāinga Ora waiting list for a 1 bedroom home as I am paying \$1160 per fortnight and sometimes have to go without some food items” (Community Survey 2024).

“My grandchildren make it the 6th generation to live in Porirua starting with my grandfather who settled in Porirua in the early 1900’s” (Community Survey 2024).





8. Health

- Physical
- Mental & emotional
- Cultural
- Spiritual



8. Health outcomes

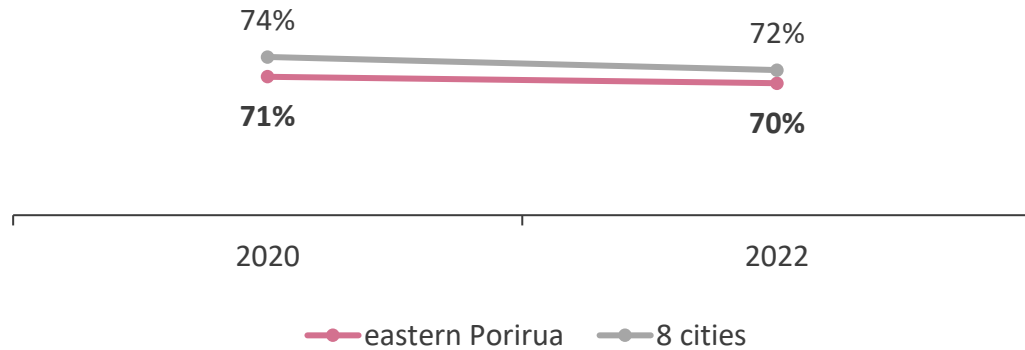
Desired health outcomes	What Te Rā Nui will do	Te Rā Nui progress by June 2024
People in eastern Porirua have good physical and mental health	<p>Reduce mould and dampness in Kāinga Ora housing stock</p> <p>Work with schools, health and social service providers to support health initiatives</p>	<ul style="list-style-type: none"> ✓ 100% of Kainga Ora homes in Porirua (most of which are in eastern Porirua) meet Healthy Homes standards ✓ Supported local whānau wellbeing and men's health events ✓ Facilitated attendance of emergency services at Porirua Night Markets to promote whānau emergency preparedness
The built and natural environments in eastern Porirua support health and healthy lifestyles	Plan neighbourhood amenities (such as playgrounds, green spaces, community spaces), so they are safe, more accessible and provide more opportunities for exercise and relaxation	<ul style="list-style-type: none"> ✓ Supported Porirua Park Runs at Bothamley Park ✓ Developed Eastern Porirua Parks Landscapes Plan, with improved safety, accessibility and whānau spaces in Bothamley Park, Cannons Creek Park and Cannons Creek Lakes Reserve
Different cultures and languages thrive in eastern Porirua	Support community initiatives that enable different cultures and languages to thrive and that support the varied religious and spiritual beliefs of residents	✓ Supported improvements to the Te Akapuanga Kuki Airani - Cook Islands Community Centre, Cannon's Creek
People in eastern Porirua feel their religious beliefs and spiritual connections are respected		<ul style="list-style-type: none"> ✓ Translated the Eastern Porirua Community Survey into Samoan and NZ Māori and promoted it through community and church events etc ✓ Member of the Porirua Pacific Services Network

Physical health

Slightly fewer eastern Porirua residents rated their *physical health* as ‘very good’ or ‘good’ than residents in the 8 cities, but eastern Porirua reported a *slightly smaller decline* in physical health than the other cities.

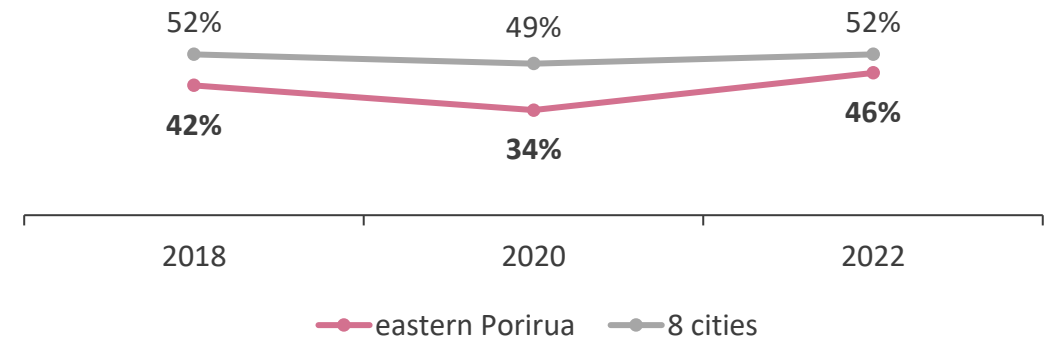
Residents in eastern Porirua are *less likely* than those in the 8 cities to do regular physical activity, although reported activity *decreased* across all groups in 2020. By 2022, rates returned to the same level as 2018 for the 8 cities but increased by 12% points in eastern Porirua from 2020 to 2022.

Residents reporting ‘excellent’, ‘very good’ or ‘good’ physical health



Source: QoL.

Residents reporting 30+ minutes (total) physical activity raising their breathing rate on 4+ days in past week



Source: QoL.

“... you can’t be a healthy family if you don’t have the money for healthy food, you know what I mean” (Rangatahi talanoa 2023).

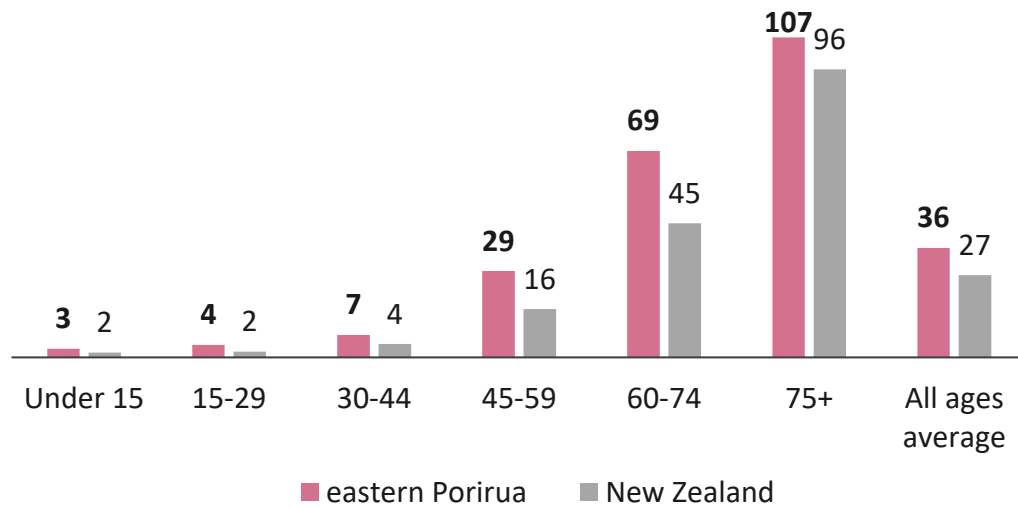
“I have 3 Bdms 1 of my sons sleeps in kitchen as there is no space, we have mould, my baby and toddler have mould poisoning from being in this home. My baby is constantly sick has had RSV from 2 weeks, my middle son has had Scarlett fever still recovering from Scarlett fever, rheumatic fever we constantly [getting] strep throat from being in too small living house for amount of people” (Community Survey 2024).

“... as I get older, the things that I used to do are diminishing and I’m not doing what I used to do, and I always find that a heartbreak. I’d love to still be able to play tennis. I’d still love to go hiking. Those things diminish ...” (Pāhake talanoa 2023).

Physical health

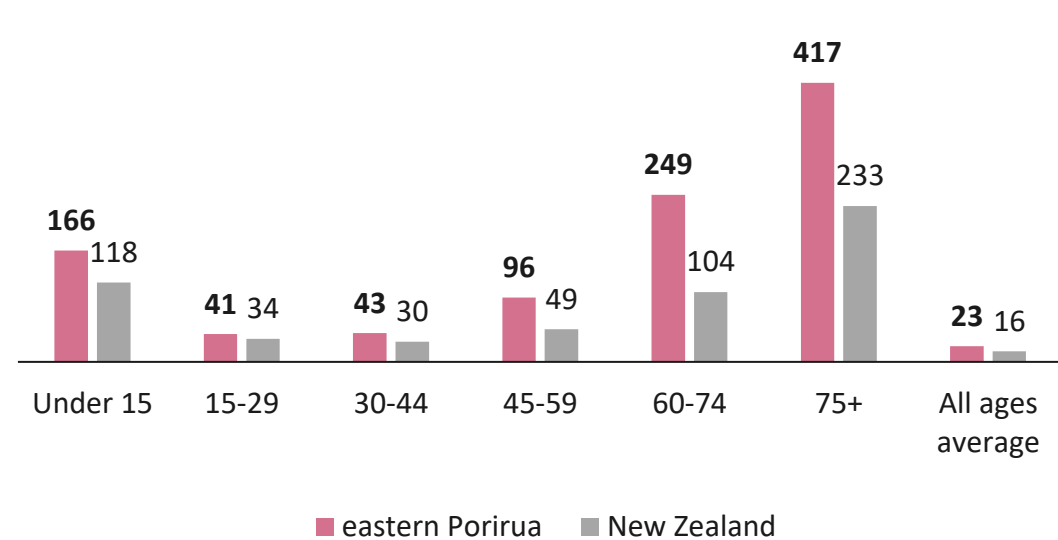
Across all age groups, a *higher proportion* of people in eastern Porirua were discharged from publicly-funded hospitals over a 5-year period due to cardiovascular and respiratory conditions than other New Zealanders.

Discharges from publicly-funded hospitals for cardiovascular conditions, eastern Porirua and New Zealand, per 1000 residents, 2017-2022



Source: ICD10-AM-VIII codes I00-I99; MoH administrative data, averaged over 2017/18 to 2021/22 financial years.

Discharges from publicly-funded hospitals for respiratory conditions, eastern Porirua and New Zealand, per 1000 residents, 2017-2022



Source: ICD10-AM-VIII codes J00-J99; MoH administrative data, averaged over 2017/18 to 2021/22 financial years.

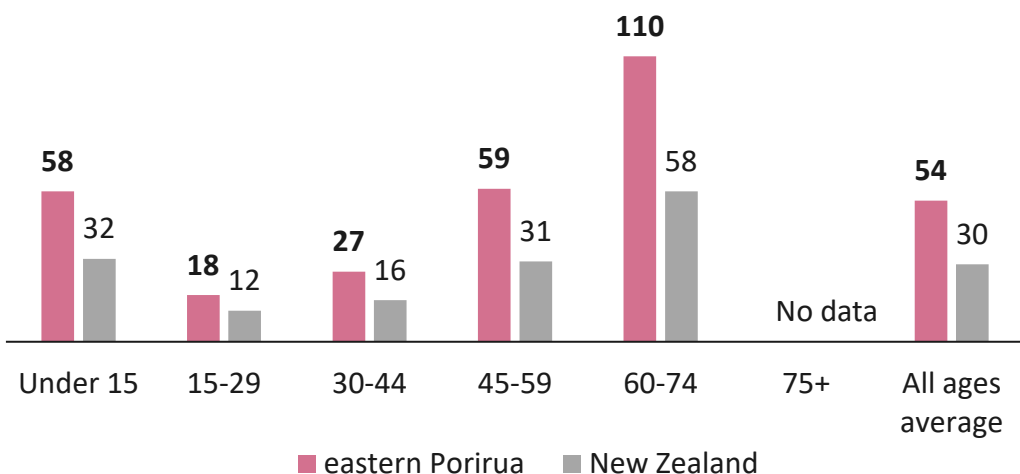
“The ‘new builds’ have caused stress on many families also have had to move, have had to endure dust and dirt for months, years whilst the builds continue - increasing respiratory issues + allergies” (Community Survey 2024).

Physical health

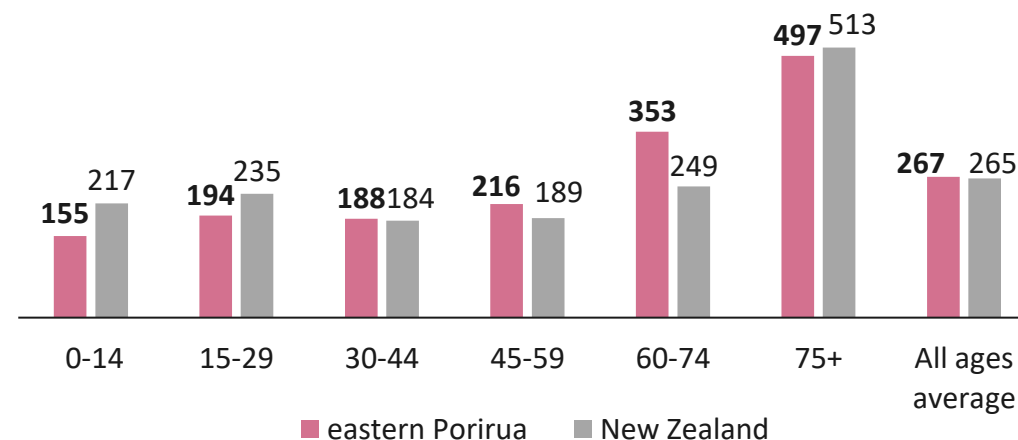
Eastern Porirua residents were 1.5-2 times *more likely* to be discharged from an ambulatory sensitive (i.e. preventable) public hospital attendance than other New Zealanders over a 5-year period.

Averaged across all ages over a 5-year period, eastern Porirua had *a similar* rate of emergency department attendances at public hospitals compared to other New Zealanders. However, *fewer* eastern Porirua residents aged 0-29 and 75+ attended, while *more* eastern Porirua residents aged 30-74 attended compared to New Zealand generally.

Discharges from public hospitals for ambulatory sensitive conditions, eastern Porirua and New Zealand, per 1000 people, 2017-2022



Public hospital emergency department attendances, eastern Porirua and New Zealand, per 1000 people, 2017-2022



Source: ICD10-AM-VIII codes with conditions found in appendix 1. MoH administrative data, averaged over 2017/18 to 2021/22 financial years.

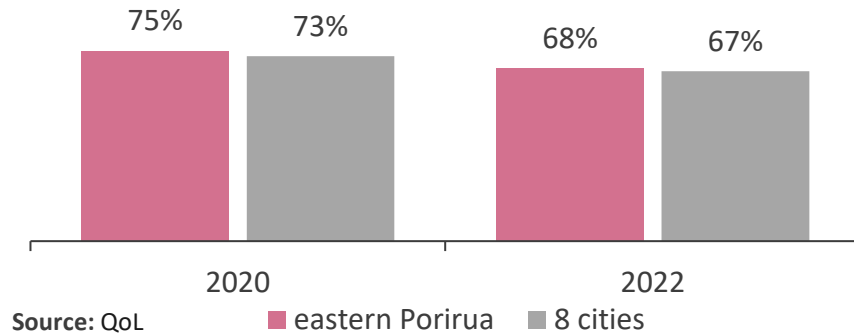
Source: NNPAC codes ED02001-ED06001A; MoH administrative data, averaged over 2017/18 to 2021/22 financial years.

“Health is a major concern, when you think it can’t get any worse, it does. What we want to see is that more public health and health promotion programmes are activated to keep people out of the hospital system, this needs to align with the Council district plan and reviewing the requirements for local businesses to provide additional healthy options on top of what appears to be real unhealthy options, we need to be given the options, at the moment there is very little option other than the unhealthy food” (Community Survey 2024).

Mental and emotional health

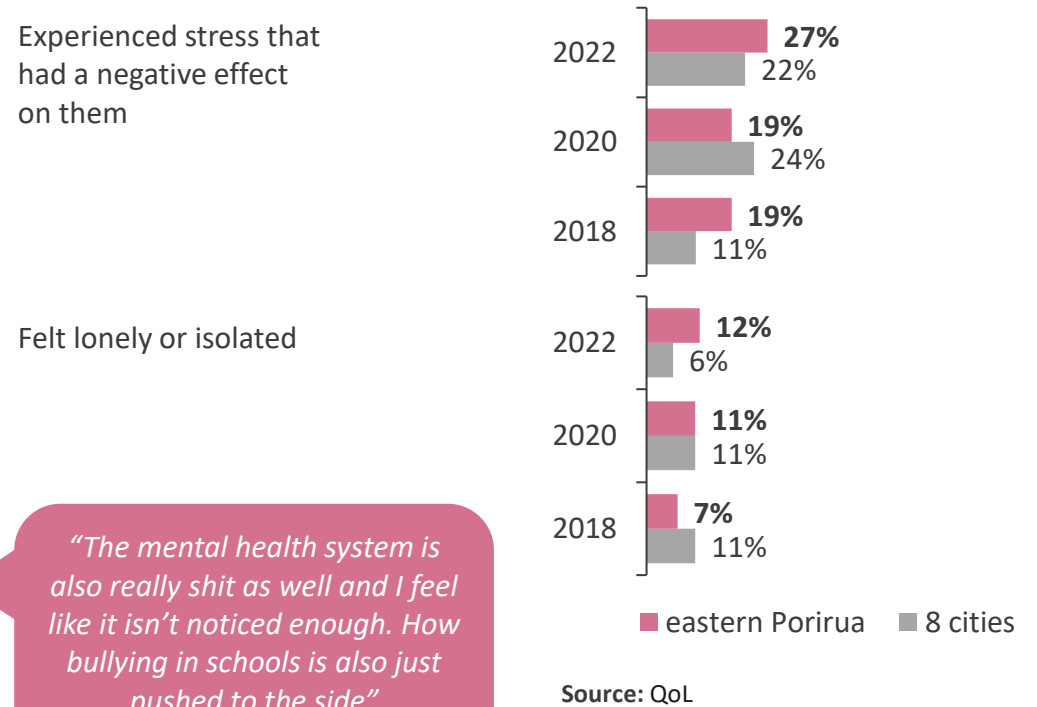
A majority of eastern Porirua residents rated their mental health as ‘excellent’, ‘very good’ or ‘good’, but this *decreased slightly* in all 8 cities and eastern Porirua between 2020 and 2022.

Residents reporting ‘excellent’, ‘very good’ or ‘good’ mental health



An *increasing* proportion of eastern Porirua residents said that over the past 12 months they frequently experienced stress, loneliness or isolation, resulting in a *higher* proportion of these experiences than the 8 cities in 2022 than in 2018.

Residents reporting experiences of stress, loneliness and isolation ‘all’ or ‘most’ of the time



57%
of youth said ‘yes’ they were concerned about bullying.

“Not like: Is living too close to domestic violence issues that have an impact on my family’s mental health. We have the right to live in peace” (Community Survey 2024).

“The mental health system is also really shit as well and I feel like it isn’t noticed enough. How bullying in schools is also just pushed to the side” (Community Survey 2024).

Source: Community Survey 2024.

Mental and emotional health

“Kia ora E 6 au tamariki e noho ana ... Kei te tino mamae ahau i nga ahuatanga kino, he iti rawa te whare mo taku whanau, kei te pirangi au ki te awhina, tena koa. I tukuna he tono kia whakarereketia te whare 7 tau ki muri, a tae noa mai ki naiane karekau he tangata e awhina ana i ahau, ka tino pouri ahau. I have 6 children living with me ... I am in lots of pain, and it is affecting my spirit badly. The house is too small for my whānau. I need your help please. I put in application 7 years ago to change house. Still till now no one has come to help me. I am very sad” (Community Survey 2024).

“I feel like [young people drink] because there’s no one to talk to Just the weekend gone, I had one of my cousins, she was just drinking because [s]he was just so upset about something, so she just chose alcohol because it was the only thing that could calm her down. And I feel like that’s why some young people choose to do that, because it’s the safest thing for them” (Rangatahi talanoa 2023).

“I also love the opportunities the community services have to offer eg health services, mental health help, food boxes for families struggling, programs for old people who are alone etc” (Community Survey 2024).

“The gap when the service is closed gives the kid the option to sit alone and when the kid is alone, everything just feels the heat that’s when the bad decisions come out, like having to go through the streets to find something that will satisfy the needs of what the brain is actually telling the kid but which is not helpful and it’s not healthy for the kid’s mindset. It’s like one thing leads to the other. Mental health, not as strong, it’s very bad. It’s only thinking about bad things and that results in doing drugs, alcohol, and that just becomes the addiction” (Rangatahi talanoa 2023).

70%

of eastern Porirua residents ‘strongly agreed’ or ‘agreed’ that if they had personal problems, there was someone they can talk to in eastern Porirua.

82%

of eastern Porirua residents ‘strongly agreed’ or ‘agreed’ that they felt accepted and free to be themselves in eastern Porirua.

Source: Community Survey 2024.



Cultural health

A *minority* of eastern Porirua residents spoke a language other than English but there were *higher* proportions of Māori & Samoan speakers than in New Zealand generally.

Languages spoken

	2013		2018	
	eastern Porirua	New Zealand	eastern Porirua	New Zealand
2+ languages	12%	19%	12%	20%
Te Reo Māori	7%	4%	7%	4%
Samoan	25%	2%	23%	2%
NZ Sign Language	0.7%	0.5%	0.7%	0.5%

Source: Census.

77%

of survey participants 'strongly agree' or 'agree' that there are opportunities to practice their cultures/s and language/s in eastern Porirua.

71%

of survey participants 'strongly agree' or 'agree' that eastern Porirua's natural environment improves their family's health and wellbeing.

Source: Community Survey 2024.

"Connectivity is cool, gentrification is not. The East community does a brilliant job of staving off the loss of culture as much as possible, I only hope this continues with backing from systemic parties"
(Community Survey 2024).

"E manaia le avatu o le fanau i le aoga a'o loo iai faiaoga Samoa e fesoasoani i meaaoga a le fanau. It's nice to take the children to schools and there are Samoan teachers there to help with their school work" (Community Survey 2024).

Spiritual health

Around *two-thirds* of eastern Porirua residents had at least one religious affiliation, *more* than New Zealanders overall. The level of affiliation also stayed *steady* at a time when religious affiliation declined across New Zealand.

Around *two-thirds* of eastern Porirua residents had at least one religious affiliation/belief, but a wide range of religious and spiritual denominations are supported in eastern Porirua, all at *higher* levels than for New Zealand generally.

	2013		2018	
	eastern Porirua	New Zealand	eastern Porirua	New Zealand
At least one religious affiliation	64%	51%	63%	45%
Christian	57%	44%	56%	37%
Buddhist	6%	1%	4%	1%
Hindu	3%	2%	5%	3%
Islam	4%	1%	6%	1%
Māori religions/beliefs	2%	1%	2%	1%
Other	3%	1%	6%	3%



Source: Census.

Almost half of youth and over a *third* of adults in eastern Porirua regularly helped or volunteered with church or faith-based activities in their neighbourhood.

Residents reporting they help or volunteer with church or faith-based activities at least once a month in eastern Porirua



Source: Community Survey 2024.

“O le mea oute fiafia ai Porirua i Sasae: (1) O Tapuaiga poo le lotu i lau oe lava Gagana ... What makes me happy about Eastern Porirua is: (1) There are churches in your own language” (Community Survey 2024).



9. Economic self-determination

- Employment
- Work-life balance
- Business & economic development



9. Economic self-determination outcomes

Desired economic self-determination outcomes	What Te Rā Nui will do	Te Rā Nui progress by June 2024
<p>People in eastern Porirua can secure stable forms of employment which satisfy their personal needs and enable families to be self-sufficient</p>	<p>Provide employment training for new job seekers in eastern Porirua</p> <p>Provide or support the creation of jobs connected to the redevelopment for young, local residents</p>	<ul style="list-style-type: none"> ✓ Supported the creation of Le Fale Job and Skills Hub in 2022. From August 2023 to January 2024, Le Fale actively supported 497 eastern Porirua residents, placed 107 into work readiness training, and placed 36 into employment ✓ Partnered with Spotless to provide local senior college students with work experience in the building trades ✓ Supported 3 local college students to complete the Gateway Programme, an initiative funded by the Tertiary Education Commission to assist student transitions into the workforce ✓ Supported Porirua Careers Expo with over 2000 residents attending and 50 CVs prepared on the day
<p>The eastern Porirua community is prospering and provides fulfilling employment options for future generations</p>	<p>Establish relationships with key employers in the local area that facilitate increases in community employment</p>	<ul style="list-style-type: none"> ✓ Built Tū Kotahi portal to increase the visibility of Porirua businesses to government contractors, so they can be considered when procuring local goods and services ✓ Supported work to distinguish all Ngāti Toa Rangatira businesses by presenting logo on collateral ✓ Supported Porirua Night Markets and Porirua Careers Expo, enhancing visibility of local businesses
<p>People in eastern Porirua have work that fosters personal growth and allows for quality time with their families</p>	<p>Assist local residents to find work in or around eastern Porirua to reduce long commutes</p>	<ul style="list-style-type: none"> ✓ Partnered with Le Fale and Mahi Toa to create Environmental Cadetship Programme, which is providing 6 eastern Porirua residents with qualifications and on the job training. One cadet has been hired as a Park Ranger, with recruitment for another 24 cadets over the next two years

Employment

Although adult full-time employment rates were *higher* in New Zealand than eastern Porirua in 2018, full-time employment rates *increased more* in eastern Porirua from 2013 to 2018.

Employment status	2013		2018	
	eastern Porirua	New Zealand	eastern Porirua	New Zealand
Employed full-time	37%	46%	45%	50%
Employed part-time	10%	14%	13%	15%
Unemployed	10%	5%	9%	4%
Not in the labour force	35%	31%	34%	31%
Work and labour force status unidentifiable	8%	5%	-	-

Source: Census.

“Need more after school care programmes, especially to support parents who are both working full time hours” (Community Survey 2024).

“Overall I most like how it’s a wonderful community to be a part in, and getting a job to help the community has been an unforgettable experience” (Community Survey 2024).

Census data from both 2013 and 2018 showed that just *over one-third* of eastern Porirua residents were not in the labour force. The community survey in 2024 reported similar results, with absence from the labour force attributed to disability, injury or sickness, criminal record, personal/family care responsibilities, studies, retirement or other reasons.

Which of these best describes you?	Percentage
Employed full-time (30 hours or more per week)	47%
Employed part-time (less than 30 hours per week)	9%
Unemployed/seeking work	9%
Unable to work due to disability, injury or sickness	11%
Unable to work due to criminal record	0.3%
Responsible for personal and/or family care (e.g. housework, childcare)	6%
Studying (this is your main occupation, even if you also work part-time)	6%
Retired	9%
Other	3%
TOTAL	100%

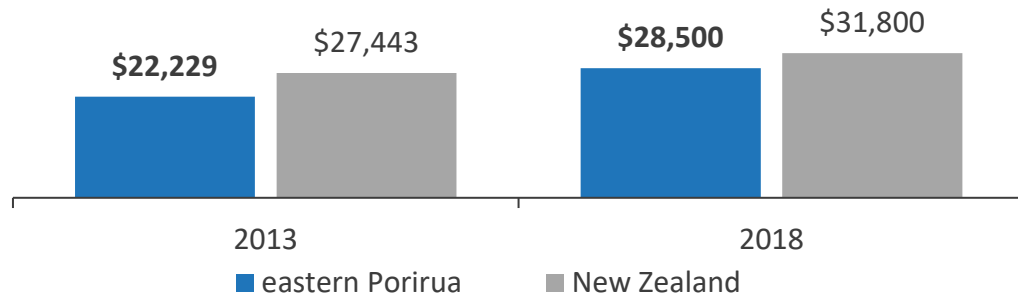
Source: Community Survey, only includes adult participants aged 21+ residing in eastern Porirua.

Employment

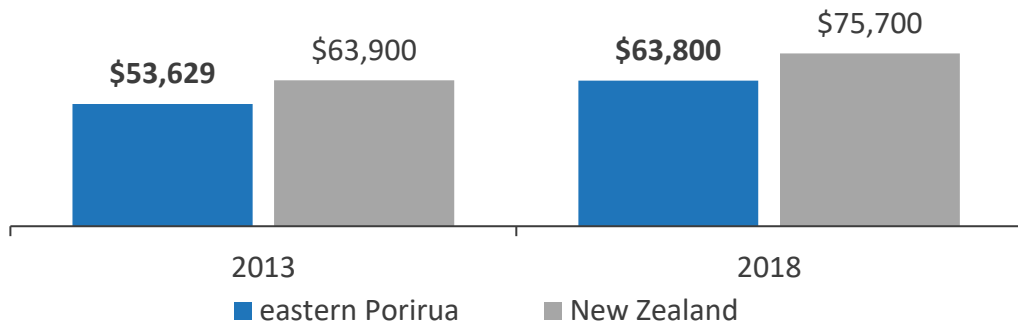
New Zealand median incomes were *higher* than those for eastern Porirua, at both the personal and household levels.

Median incomes for eastern Porirua *increased* for all household types, except one-person households.

Median personal income

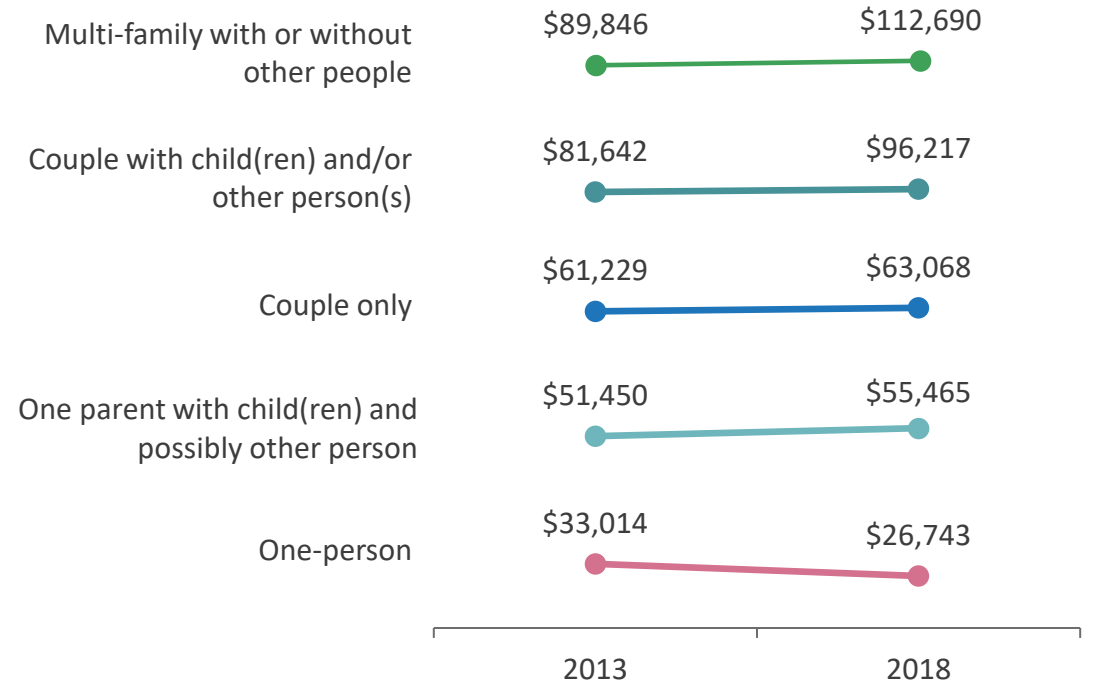


Median household income



Source: Census.

Median household income



Source: Census.

Employment

The socioeconomic deprivation profile across eastern Porirua ranged from decile 3 to 10, with all of Cannons Creek, Porirua East and Waitangirua situated in the *highest* deprivation decile (10) by 2018.

Eastern Porirua neighbourhood socioeconomic deprivation profiles	2013	2018
Ascot Park	6-10	3-10
Cannons Creek	8-10	10
Porirua East	7-10	10
Rānui Heights	4-8	4-8
Waitangirua	9-10	10

Source: Census.

Nearly two-fifths of participants ‘strongly agreed’ or ‘agreed’ that their employment goals can be met in eastern Porirua.

Thinking about eastern Porirua, how much do you agree or disagree with the following statement?	Strongly agree or agree	Not sure	Strongly disagree or disagree
My family’s employment goals can be met in eastern Porirua	39%	33%	28%

Source: Community Survey 2024.

42%

of households in eastern Porirua received a Special Needs Grant from July 2022 to June 2023.

Source: MSD administrative data; a Special Needs Grant is a one-off payment to help pay for an essential or emergency cost if a resident cannot pay it another way.

“... you just come off being a stay at home mum and going to go try and find a job the best job you got is a McDonalds job, Dominos job like those kind of jobs. Or a gas station job” (Rangatahi talanoa).

“... what I don’t like about Eastern Porirua would be the poverty. Essentially the number of begging in Cannons Creek. I feel obligated to give whatever change I have but it does put me off from wanting to shop there (in the Cannons Creek shopping area)” (Community Survey 2024).

“... what I said before about me wanting to leave, but always knowing my roots and representing where I came from. Hopefully when I do make it that big I would want to ... create a hub. Just as she did one for the community. I would want to do one for like the fashion community” (Rangatahi talanoa).

Business and economic development

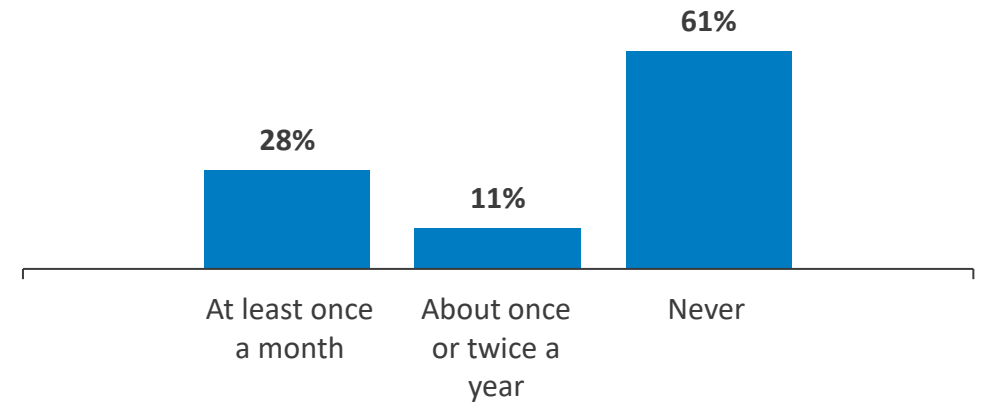
Just over half of all community survey participants ‘strongly agreed’ or ‘agreed’ that planned development in eastern Porirua would create jobs and improve the local economy.

How much do you agree with the following statement?	Strongly agree or agree	Not sure	Strongly disagree or disagree
Planned development in eastern Porirua will create jobs for locals and improve the economy	51%	39%	11%

Source: Community Survey 2024.

Over one-quarter of participants stated that they learn about work opportunities through a neighbour at least once a month.

Approximately, how often do you learn about work or business opportunities through a neighbour?



Source: Community Survey 2024.

“Nowadays, we just notice almost all the expenses getting higher including renting of the house, electricity and internet and food expenses” (Community Survey 2024).



“I like the small communities that are around. However I don’t like the blatant class separation like if you drive up Omapere St you can see the change in house quality/benefits of just living on top of a hill where one side is rich. Whitby that has abundance but the other side has families that are struggling to put food on the table” (Community Survey 2024).

Business and economic development






Half of youth survey participants worried about getting the support they needed to get a job.

In eastern Porirua, I worry about problems with ...	Yes	No	Not sure
Getting support to get a job (e.g. work experience, writing a CV, or get my driver's license etc)	51%	31%	18%

Source: Community Survey 2024, question asked only in the youth survey.

A large majority of community survey participants rated employment services as 'very good', 'good' or 'OK'.

How would you rate employment services in eastern Porirua?

				
Very good	Good	OK	Bad	Very bad
17%	30%	42%	8%	3%

Source: Community Survey 2024.



"Start making opportunities to create community connections. Places for young people to create enterprise maybe another container like Tē Pātē for youth to sell products and conduct online for information market. There needs to be art spaces in the east outside of the churches"
(Community Survey 2024).

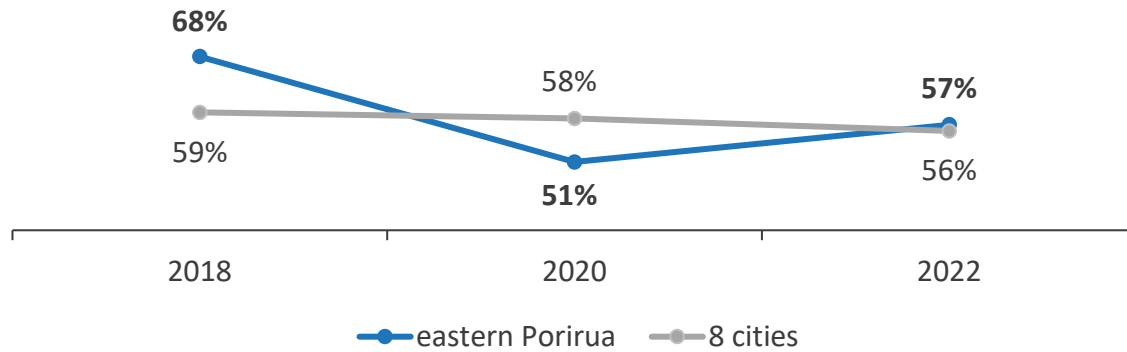
"I like that there are so much opportunity in Porirua like the centre and all places where you can find a job. Also needing help people will be there for you. I don't like that there are always people not helping out when needed. Also there is people like 10 or 9 years old vaping or drinking. We need to do better in this town"
(Community Survey 2024).



Work-life balance

The proportion of residents who were 'very satisfied' or 'satisfied' with the balance between work and other aspects of life *fluctuated* between 2018 and 2022 but *decreased more* for eastern Porirua residents than those living in the 8 QoL cities since 2018.

Residents reporting satisfaction between work and other aspects of life

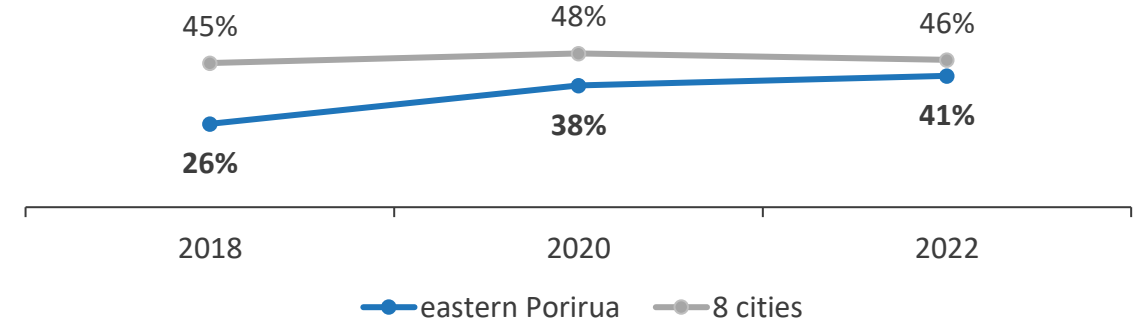


Source: QoL.

"I love Porirua and my hometown esp the place I reside in. Unfortunately cost of living incl rent prices make it difficult to know if we can afford to maintain our spot in the house or look for new accommodation in the hope to become a first home buyer" (Community Survey 2024).

The proportion of eastern Porirua residents who had more than enough or enough money to cover costs of everyday needs *increased* between 2018 and 2022 but remained *lower* than for the 8 cities.

Residents reporting adequate money to cover costs of everyday needs



Source: QoL.

"I have known families who have struggled when it comes to the availability of housing. Families who are struggling to make ends meet with the cost of living. The issue with having to find the funds for private housing etc due to the high cost of living/demand" (Community Survey 2024).

10. Education & skills

- Engagement & achievement
- Quality








10. Education and skills outcomes

Desired education and skills outcomes	What Te Rā Nui will do	Te Rā Nui progress by June 2024
<p>People feel the education systems in eastern Porirua are of high quality</p>	<p>Build community capacity through training and skills development</p>	<ul style="list-style-type: none"> ✓ 5 local residents trained as Community Researchers in survey administration and analysis to assist with the Eastern Porirua Community Survey ✓ Collaborated with Porirua College on the youth version of the Eastern Porirua Community Survey, providing real-world experience of survey design and the importance of resident engagement in redevelopment
<p>Students and their families are engaged with schools in eastern Porirua and succeeding in ways that align with their family goals</p>	<p>Collaborate with Kahui Ako and local schools on community initiatives</p>	<ul style="list-style-type: none"> ✓ Invited schools to participate in Hui Tahī Tātou o Porirua to give feedback on the Spatial Plan in 2023, with 13 schools attending ✓ Supported community aspirations to create Tē Pātē community space where te reo Māori and after-school programmes are being held

Quality

Most participants rated schools, kindergartens, playschools and early childhood centres as 'very good', 'good' or 'OK'.

How would you rate the following in eastern Porirua?	 Very good	 Good	 OK	 Bad	 Very bad
Schools	24%	38%	31%	5%	2%
Kindergartens, playschools, and early childhood centres	29%	43%	26%	2%	0%

Source: Community Survey 2024.

A majority of eastern Porirua residents had enough internet access to meet their educational and work needs 'all of the time'.

Internet access and digital device access	Yes – all of the time	Yes – some of the time	No	Not sure
Does your household have enough internet access and digital devices to meet everyone's educational and work needs?	69%	22%	7%	3%

Source: Community Survey 2024.

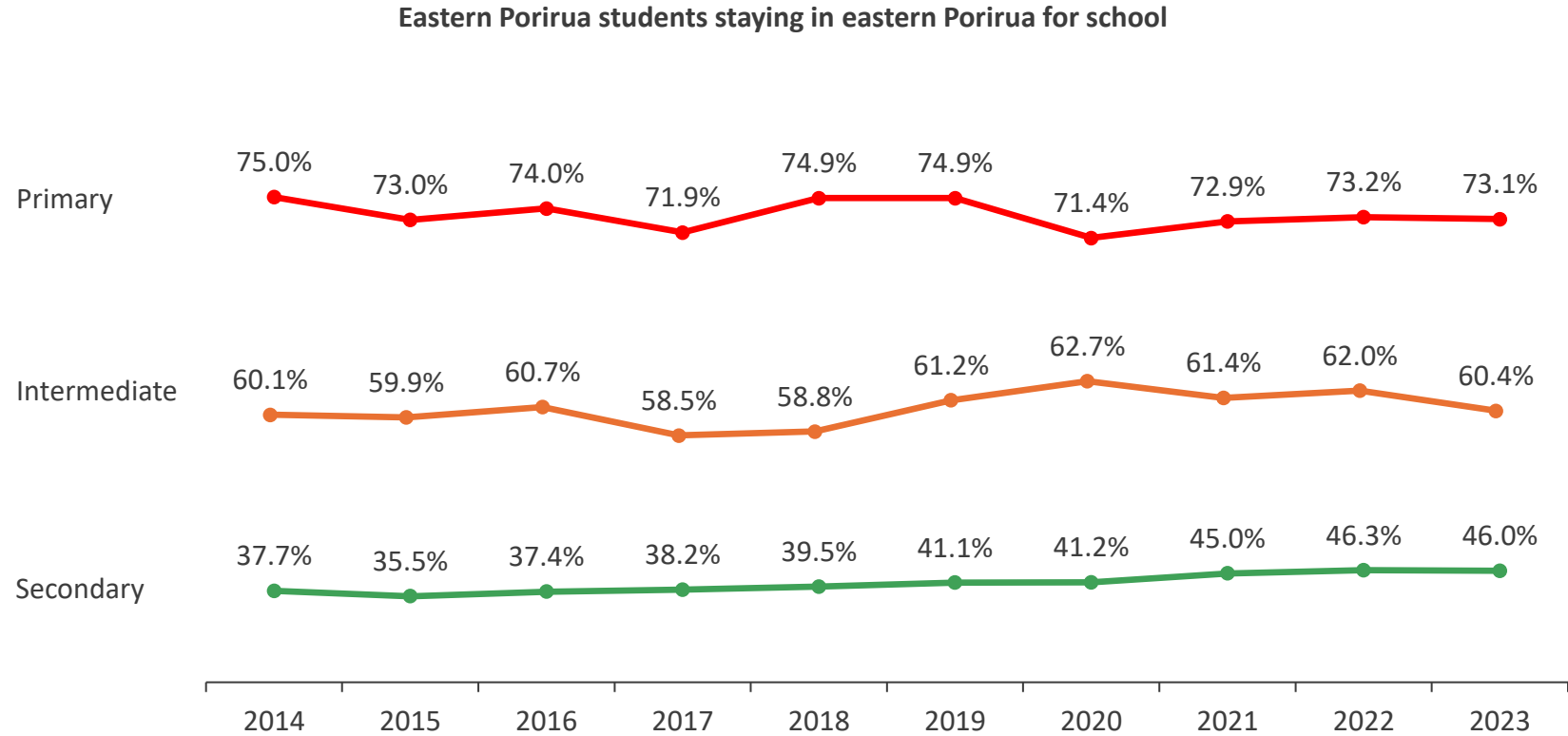


"Would be great to see more community-based organisations promoting services and educating the people on what opportunities are available" (Community Survey 2024).



Quality

As young people who reside in eastern Porirua advance educationally, they were *more likely* to attend a school outside their community. However, the proportion of young people in the community attending secondary school locally *increased* steadily between 2014 and 2023.



Source: MoE.

Quality

Although *almost two-fifths* of participants believed their educational goals could be met in eastern Porirua, *two-thirds* were unsure or disagreed with this statement.

Family's educational goals can be met in eastern Porirua	Strongly agree/agree	Not sure	Strongly disagree/disagree
My family's educational goals can be met in eastern Porirua.	39%	33%	28%

Source: Community Survey 2024.

Nearly *half* of all youth worried about the quality of schools and other educational opportunities.

Worry about problems with quality of schools and educational opportunities	Yes	No	Not sure
I worry about problems with the quality of schools and other educational opportunities (Youth survey only)	49%	28%	23%

Source: Community Survey 2024.

"...if I had gone to a different school other than Porirua College ... I wouldn't feel safe, I wouldn't feel as comfortable that whole time to complete my studies. Just because of the school and where it was. It was my people, that's how I felt. Fresh off the islands, not knowing what New Zealand is, but Porirua College showed me what's good, what it is to actually live the life and see the struggles in person. It makes me feel more empowered to strive for more in the future, to push for more, for the community. Yeah, it's a give and receive, coming from my age, this generation as well. So yeah, eastern Porirua for me is home. And it's so much more than just home, if that makes sense. It's everything for me" (Rangatahi talanoa).

"... when you move a school or you move the whānau away from a school, like when we were supposed to decanter the population down in Cannon's Creek and put it in a house around about six months away from your school, what is that going to do for the ability of that child to reconnect with other people they've never met?" (Pāhake talanoa).

Engagement and achievement

Eastern Porirua residents were *less likely* to have a Level 5 or 6 diploma or higher than New Zealanders generally. However, the percentage of eastern Porirua residents with a Level 5 or 6 diploma or higher has *increased* since 2013.

Educational qualification	2013		2018	
	eastern Porirua	New Zealand	eastern Porirua	New Zealand
Masters or higher	1%	3%	1%	4%
Post-graduate and honours	1%	3%	2%	5%
Bachelor and level 7 qualification	6%	12%	7%	14%
Level 5 or 6 diploma	4%	8%	6%	9%
Level 1-4 certificate	36%	38%	44%	39%
Overseas secondary qualification	6%	6%	5%	6%
No qualification	27%	19%	25%	17%
Not stated/info not available	20%	11%	10%	7%

Source: Census.



*“Fiafia ile community Aoga Soosemea Pasefika history” ...
I am happy about the community and the teaching
of Pacific history (Community Survey 2024).*

*“I agree with what [another participant]’s saying
about education and education needs to have
things like fundamental life skills ... responsibility, a
responsibility to each other not just to self. I mean
those things are really important” (Pāhake talanoa).*



11. Social connections

- Pride & belonging
- Community participation & voice
- Social relationships
- Appreciation of diversity

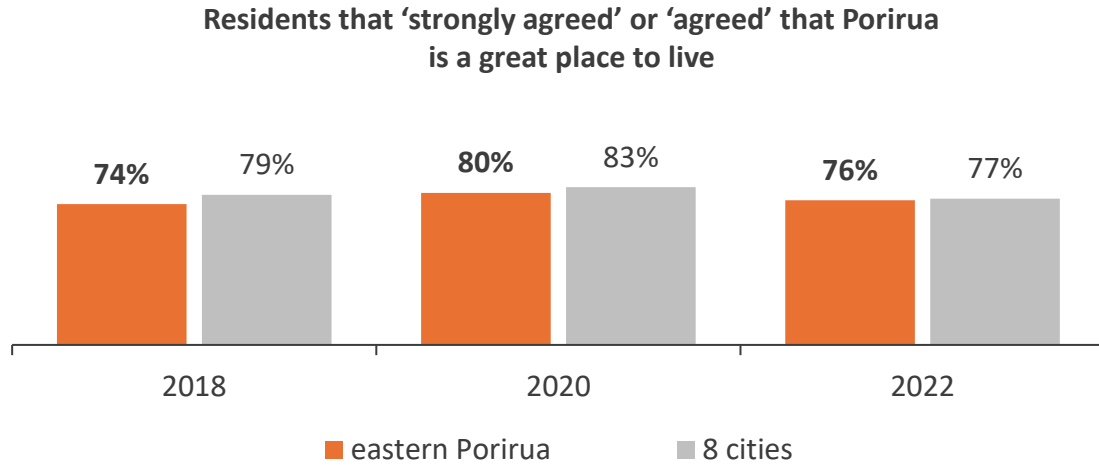


11. Social connections outcomes

Desired social connections outcomes	What Te Rā Nui will do	Te Rā Nui progress by June 2024
Existing and new communities identify eastern Porirua as a great place to live and have a sense of pride and belonging in their neighbourhoods	<p>Design neighbourhoods that reflect eastern Porirua’s history and community, through street signage and story boards etc</p> <p>Work with Ngāti Toa Rangatira to ensure street signage, story boards etc reflect Ngāti Toa Rangatira history</p>	<ul style="list-style-type: none"> ✓ Named Perema Leasi Lane to honour a local church minister ✓ Ngāti Toa Rangatira gifted names for Waka Ama Street and Matahourua Crescent. 3 other names are in the process of being gifted to streets
People in eastern Porirua have strong family, friend and neighbour connections, and can meet their cultural obligations to others	Provide communal areas within new Kāinga Ora developments, where possible, to facilitate neighbour interactions	<ul style="list-style-type: none"> ✓ Included a pocket park in the Waka Ama development ✓ Supported community aspirations to develop Tē Pātē Community Space in Cannons Creek
People in eastern Porirua are involved in decision-making about their neighbourhood	Inform and, where possible, consult with community on masterplanning activities that would benefit from community input	<ul style="list-style-type: none"> ✓ Sought community input for the design of the Cannons Creek Park and Wetland Project ✓ Hui Tahī Tātou o Porirua consulted the community on the Spatial Plan in May-June 2023
People in eastern Porirua respect and value those from different backgrounds to themselves	Support community initiatives that value neighbourhood diversity	<ul style="list-style-type: none"> ✓ Used local facilitators to run 42 talanoa with different language, cultural and faith groups as part of Hui Tahī Tātou o Porirua ✓ Supported and attended CreekFest and Porirua Night Markets

Pride and belonging

Around *three-quarters* of eastern Porirua residents ‘strongly agreed’ or ‘agreed’ that Porirua is a great place to live, *slightly less* than in other cities.

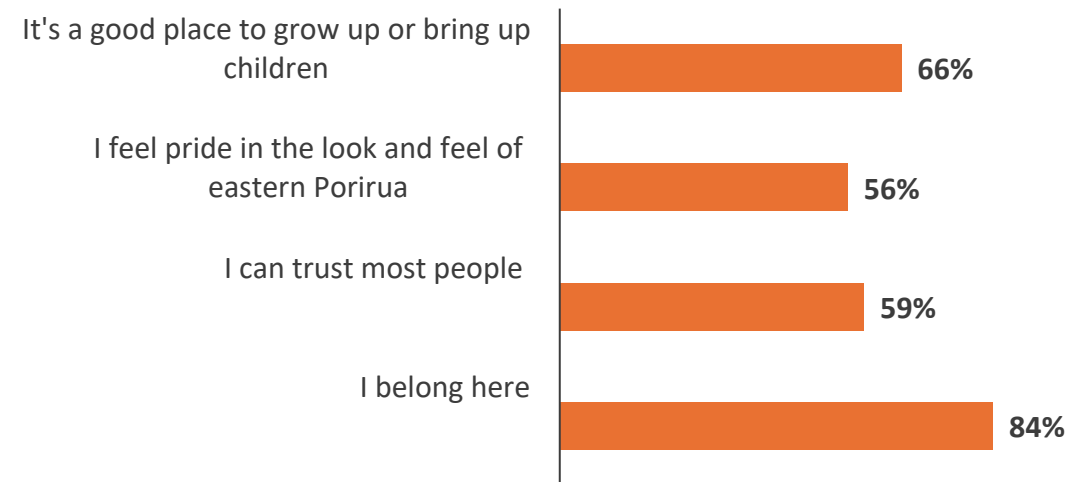


Source: QoL.

“This is our home. Our community, our life and the symbol of my parents’ hard work and migration for better future. As someone who has grown up in this community her whole life, I love that I see people who look like me, who have been blessed to be educated in a community that celebrates culture and welcomes diversity. I love our homes, our people, our land. And seeing the next generation being brought up the same way” (Community Survey 2024).

A *majority* of community survey participants ‘strongly agreed’ or ‘agreed’ with a range of statements that suggest a strong sense of pride and belonging in eastern Porirua.

Residents that ‘strongly agreed’ or ‘agreed’ with the following statements about eastern Porirua



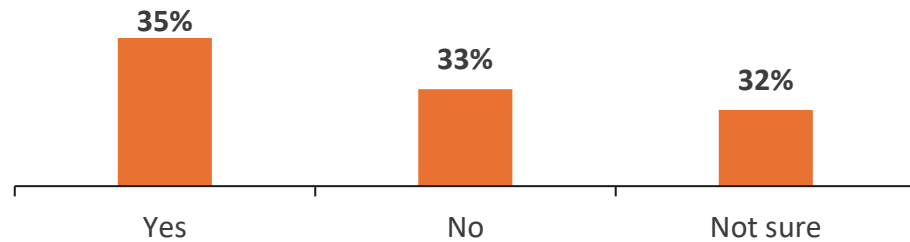
Source: Community Survey 2024.

“Personally I love Porirua, even through I don’t live there anymore, I travel in and out almost every day. I think I belong because it’s a Pasifika community. I love how everybody’s different cultures are embraced and respected” (Community Survey 2024).

Pride and belonging

Around a *third* of community survey participants said ‘yes’ that eastern Porirua history is reflected around the community, with similar proportions saying ‘no’ or ‘unsure’.

Eastern Porirua history is reflected enough around the community



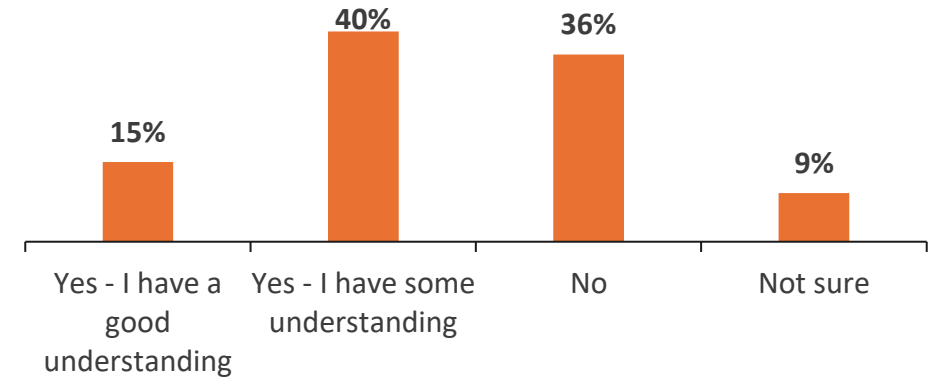
Source: Community Survey 2024.

“We were impressed with streets and places named after historical events, things and places ...I feel that it is important to return historical names and of their significance. It is part of the History of Porirua, it’s people and of New Zealand. Do not change our history” (Community survey 2024).

“Change the name of my street please. Driver. HMS brought guns and cannons used in battle against my tupuna at Horokiri. Get rid of ‘Cannons’ too please. The Creek is Fine” (Community Survey 2024).

Over *half* of community survey participants said they had either a ‘good’ or ‘some’ understanding of Ngāti Toa history but a *third* said ‘no’ and a minority were ‘unsure’.

I know and understand Ngāti Toa history in eastern Porirua



Source: Community Survey 2024.

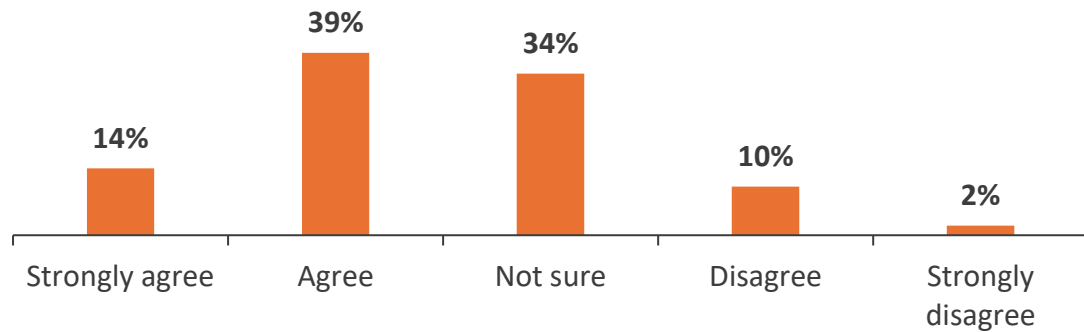
“Need more interaction between Māori and non-Māori that encourages friendly (as opposed to challenging/resentful) conversation regarding all manner of daily issues” (Community Survey 2024).

“Fiafia ile community Aoga Soosemea Pasefika history ... I am happy about the community and the teaching of Pacific history” (Community Survey 2024).

Community participation and voice

Over *half* of community survey participants ‘strongly agreed’ or ‘agreed’ that the eastern Porirua community works together on shared goals and issues, but a *third* were ‘not sure’ and a *minority* disagreed.

The community works together on shared goals and issues



Source: Community Survey 2024.

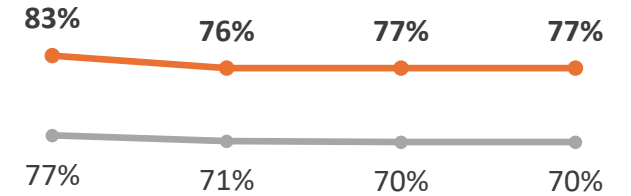
“I personally don't like the idea of how people are like, “Get out of here, get out of here.” I'm like, “What's wrong with here?” Let's just say it this way, if we all start going one by one then what's left? Porirua will be nothing without the people. It's better to just stay here and do better for the community, other than going and do better to represent another community” (Rangatahi talanoa 2023).

At least *three-quarters* of eastern Porirua residents ‘strongly agreed’ or ‘agreed’ that a sense of community with people in their neighbourhood is important to them and *over half* felt a sense of community in their neighbourhood.

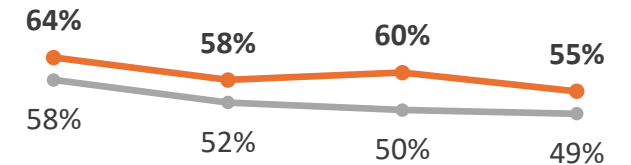
In both cases, residents in eastern Porirua were *slightly more likely* than those in the 8 QoL cities to agree, although such agreement was *decreasing*.

Importance and feeling of sense of community

It's important to me to feel a sense of community with people in my neighbourhood



I feel a sense of community with others in my neighbourhood

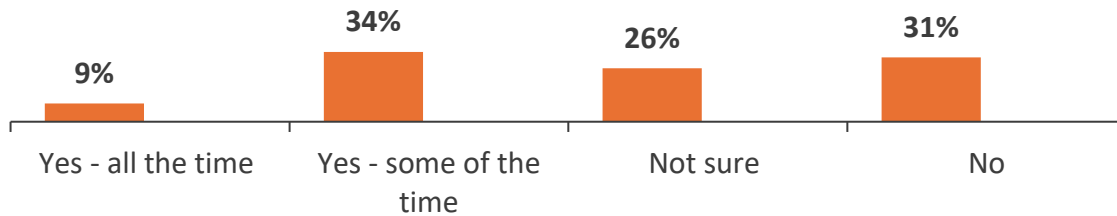


Source: QoL.

Community participation and voice

Over two-fifths of community survey participants felt that all groups in eastern Porirua were involved enough in decisions about the community 'some' or 'all' of the time, but almost a third said 'no' they were not involved enough.

All groups in eastern Porirua are involved enough in decisions about the community



Source: Community Survey 2024.

"Some of the people that we've seen [with a disability advocate they know], all they see is this man in a chair. They don't understand that this man had a life before that, and he was engaged, and he was working with the council and knows what he's talking about. But they just see this man in a chair and they're like, 'Oh, oh, oh.' But if you're going to make something accessible for someone with a disability, if it's in the community, don't go to someone in Wellington who's just studied disability and accessibility at university. Talk to someone who lives it on a day-to-day" (Whaikaha talanoa 2023).



Community participation and voice

Only a *quarter* of community survey participants said ‘yes’ they had participated in Te Rā Nui engagements, although almost a *third* were aware of Te Rā Nui Development plans. Over a *half* indicated ‘not sure’ to both questions, while a *minority* stated that had not participated in a Te Rā Nui engagement or were unaware of Te Rā Nui plans.

Resident participation and awareness of Te Rā Nui

	Yes	Not sure	No
Participated in Te Rā Nui engagements	24%	64%	12%
Aware of Te Rā Nui plans	31%	56%	13%

Source: Community Survey 2024.

*“As a private home owner, there is no awareness or updates to the community about the changes particularly redevelopment, there are no regular updates so we know what’s happening in our community”
(Community Survey 2024).*

Around *two-fifths* of the community survey participants who were aware of Te Rā Nui plans agreed that Te Rā Nui was listening, their family was able to influence the future of eastern Porirua and that they had trust in Te Rā Nui partners. *Similar proportions* of survey participants were ‘unsure’, while a *minority* said ‘no’.

How much do you agree or disagree with the following statements?	Strongly agree or agree	Not sure	Strongly disagree or disagree
I feel Te Rā Nui, Eastern Porirua Development is listening to the community	42%	46%	12%
My family is able to influence the future of eastern Porirua	44%	39%	18%
I have trust in Te Rā Nui partners	48%	39%	12%

Source: Community Survey, 2024.

Community participation and voice

Around a *third* of community survey participants said they helped or volunteered with community activities inside and outside of eastern Porirua at least once a month.

Approximately, how often do you do the following:	At least once a month	About 2-3 times a year	Never
Help or volunteer with other community activities INSIDE eastern Porirua	36%	19%	45%
Help or volunteer with other community activities OUTSIDE eastern Porirua	32%	19%	48%

Source: Community Survey 2024.

*“I think [my best life] is finding opportunities to reach out to other people who may not be as well off as you are. You know, being able to just get out and visit someone that’s locked in, or you know helping people wherever you know whether you do some community volunteer work or visit people shut in, or you know reaching out it gives you a sense of purpose ... doing something worthwhile, as well as giving back to your local community”
(Pāhake talanoa 2023).*

Eastern Porirua residents participated in many social networks, with participation in cultural and faith-based groups *higher* than in the 8 cities.

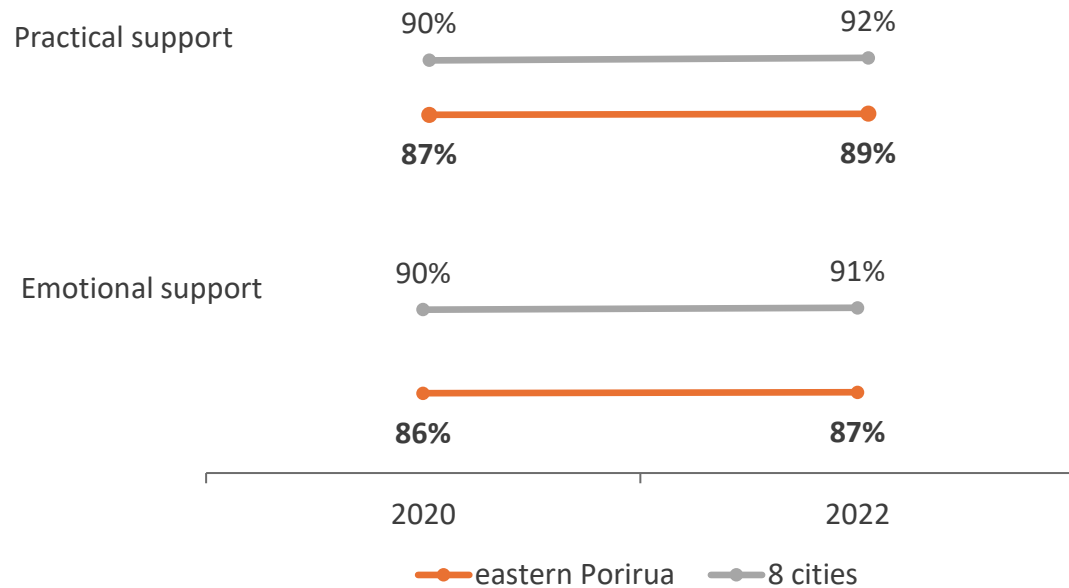
Do you belong to any of the following?	eastern Porirua			8 cities
	2018	2020	2022	2022
Clubs & societies	27%	24%	20%	24%
Professional/work networks	17%	24%	23%	27%
Parent/school networks	11%	16%	10%	12%
Neighbourhood groups	7%	11%	6%	13%
Volunteer/charity groups	7%	11%	10%	12%
Cultural groups	17%	13%	14%	7%
Marae/hapū/iwi	9%	7%	5%	5%
Faith-based groups/churches	-	-	28%	20%
Group fitness or movement	-	-	21%	26%
Hobby or interest groups	-	-	23%	26%

Source: QoL.

Social relationships

A clear majority of eastern Porirua residents said that, if they faced a serious illness or injury or needed support during a difficult time, they would have someone to turn to support them.

Residents reporting they would 'definitely' or 'probably' have social support if needed



Source: QoL.



“... both Polynesian families [that live on either side of us] keep an ... eye on us they know we’re both elderly, we have disabilities of some form, so the Polynesian families become very sensitive to” (Whaikaha talanoa 2023).

“Porirua is like a family home-base kind of place. Like, people help one another, even if they don’t know you, they always make you feel at home ... I think wherever you are in the community, I feel like anyone you see is considered family because it’s a family home-base area. Everyone just helps one another” (Rangitahi talanoa 2023).



Social relationships

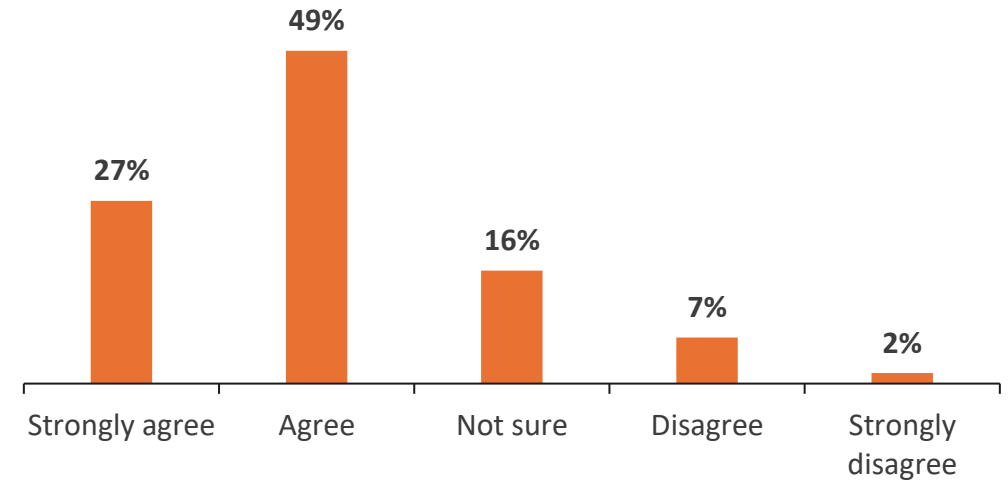
Community survey participants reported a *high* level of manaakitanga within eastern Porirua, with many hosting and helping others at least once a month through reciprocal relationships.

It is not surprising, then, that over *three quarters* of participants said they ‘strongly agreed’ or ‘agreed’ that there is a culture of caring and giving for others and the environment in eastern Porirua, with only around a *quarter* being ‘unsure’ or disagreeing with this question.

Approximately, how often do you do the following:	At least once a month	About 2-3 times a year	Never
Visit/host friends or family that live in eastern Porirua	80%	10%	10%
Say hello or have a short conversation with a neighbour	78%	10%	13%
Offer to help or are helped by a neighbour	59%	21%	21%
Help family with problems or activities	73%	12%	15%

Source: Community Survey 2024.

There is a culture of caring and giving for others and the environment in eastern Porirua



Source: Community Survey 2024.

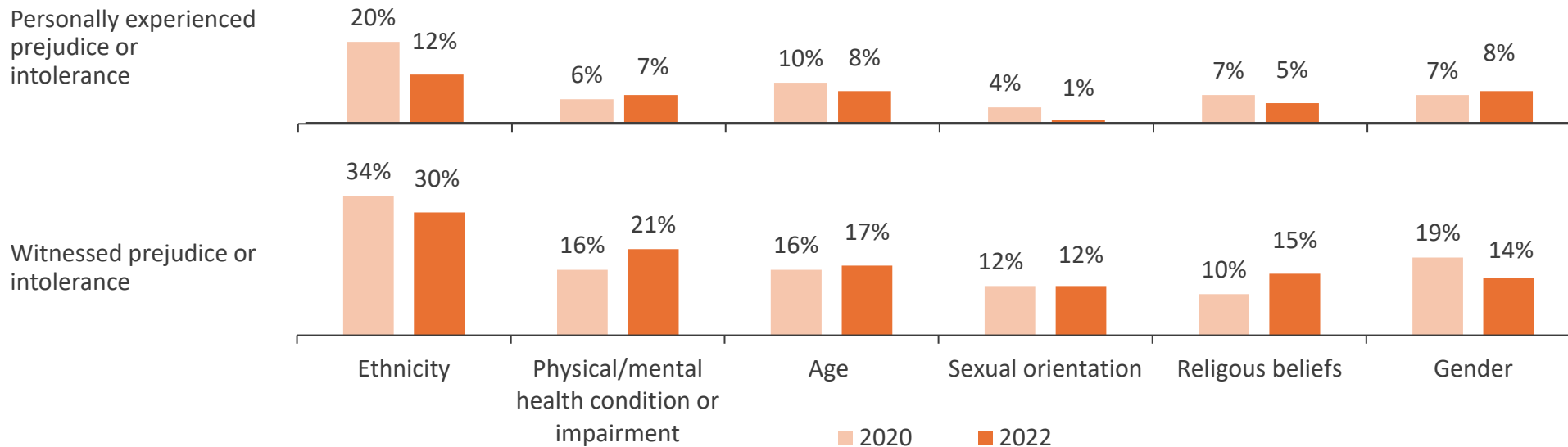
“I have lived in Porirua since I was a baby. I have seen a lot of changes mostly positive. The diversity of Porirua has increased dramatically. It’s lovely to see the different cultures here now. I have also through Facebook page seen a great deal of kindness and generosity from all kinds of people” (Community Survey 2024).

Appreciation of diversity

In the past three months, a *minority* of eastern Porirua residents said they had personally experienced prejudice or intolerance in Porirua, or had been treated unfairly or excluded, because of their ethnicity, physical/mental condition or impairment, age, sexual orientation, religious beliefs or gender. Around a *third* had witnessed similar prejudice or intolerance against others.

In both cases, ethnicity was the most common basis for such exclusionary treatment, although this *decreased* between 2020 and 2022. However, exclusionary treatment of those with a physical/mental health condition or impairment increased both for personal experiences and witnessing others being excluded in this way.

Basis of personal experience or witnessing of prejudice/intolerance reported by eastern Porirua residents in the last 3 months in Porirua



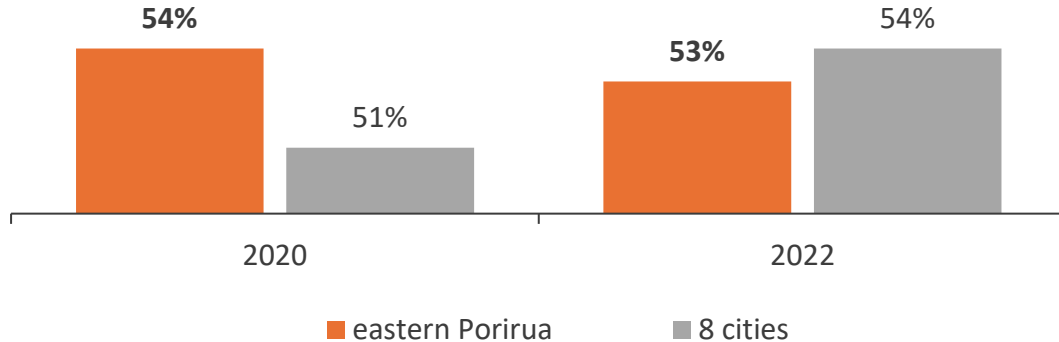
Source: QoL.

“Basically it’s [eastern Porirua] a place to crash between working hours. The community, shops, etc doesn’t really appeal. Being LGBT in a community with obvious gang activity doesn’t encourage us to get out a lot” (Community Survey 2024).

Appreciation of diversity

At least half of all residents thought that racism or discrimination towards particular groups of people had been a 'big' or a 'bit' of a problem in their city over the past 12 months.

Residents reporting racism or discrimination was a 'big' or a 'bit' of a problem in their city over the past 12 months



Source: QoL.

"My whole family live here, my church is here. They say, where are you from? I say Porirua. They say what? I say P-town and the features of their faces pull down and suddenly my face becomes a town" (Community Survey 2024).

"... [teachers are] full of stereotypes as well, that they avoid giving attention to the brown people, due to the way brown people learn. And more attention to the other learners I was always with white kids in class, so I was always sort of left out by the teacher. Just because of the way I process things was different to the way white kids did" (Rangitahi talanoa 2023).

"... some teachers can't be bothered learning to pronounce [Pacific names] ... they can't be bothered learning about the culture and stuff like that ... Just helps show that you actually care about the person that's in front of you. Helps build a good rapport. Because yeah, our names hold a lot to it, holds a lot of our identity, so I think if you're willing to take the time to, the small things if you really take time, it kind of says to us 'okay, we should give you time. Because if you're not even gonna give us, like the time to get our names right then, why should we give you the time of day?' ... I think it's embarrassing for some people too. Like say at assemblies or like prize giving, and they read your name wrong and then people are just laughing in the crowd. It's not really the best" (Rangatahi talanoa 2023).



12. Environment

- Natural
- Built
- Crime & safety



12. Environment outcomes

Desired environment outcomes	What Te Rā Nui will do	Te Rā Nui progress by June 2024
People of eastern Porirua have safe and equitable access to the community's natural environment and the built environment enhances the health of te taiao	Design and complete improvements to the Cannons Creek Lakes Reserve, including wetland at northern end of Cannons Creek Park	<ul style="list-style-type: none"> ✓ Created the Parks Landscape Plan, with partner and community input. This outlines planned improvements to Bothamley and Cannons Creek Parks, Cannons Creek Lakes Reserve and water quality in Kenepuru Stream ✓ Engaged with schools and community about wetland, greenways, park signage and accessible shared pathways
	Upgrade wastewater piping in eastern Porirua to prevent and reduce flooding and pollution of Kenepuru Stream and Te Awaru-o-Porirua	<ul style="list-style-type: none"> ✓ Wastewater pipe upgrades underway in Bothamley Park, which will prevent 16 Olympic swimming pools of raw sewage from flowing into local waterways annually ✓ Removed pine trees in Bothamley and Cannons Creek Parks to improve safety and visibility ✓ Revegetation plan for Bothamley and Cannons Creek Park developed. Through the Environmental Cadetship Programme over 100,000 native plants will help restore environmental balance ✓ Partnered with schools for neighbourhood clean-up events, providing rubbish bags and skips
People in eastern Porirua have a quality range of amenities in their community	Design and build larger water reservoir to improve community emergency resilience	<ul style="list-style-type: none"> ✓ Funding secured and plans underway for larger, more resilient water reservoir to be completed by end of 2025
People in eastern Porirua feel safe in their community and that crime and delinquency is decreasing	Collaborate with community on neighbourhood safety efforts	<ul style="list-style-type: none"> ✓ Collaborated with Porirua Pacific Safety Patrol to address community questions on safety and crime
	Work with police to improve communication and protocols with Housing Support Managers	<ul style="list-style-type: none"> ✓ Housing Support Managers liaised with police to improve communications around disruptive behaviours

Natural

Nearly all community survey participants indicated that it is important to protect the natural environment in eastern Porirua. Further survey responses suggest that connections to the natural environment were important to a *majority* of families in eastern Porirua. However, only *about one-third* of participants had participated in an activity that protects the natural environment.

Connections to natural environment

	Yes	No	Not sure
Do you think it is important to protect eastern Porirua's natural environment (e.g. lakes, wetlands, green spaces)?	94%	2%	5%
Would you and your family like more opportunities to grow food or garden in eastern Porirua?	68%	12%	21%
Do you and your family feel connected to eastern Porirua's natural environment?	72%	15%	13%
Have you participated in a community activity that protects eastern Porirua's natural environment?	35%	55%	10%

Source: Community Survey 2024.

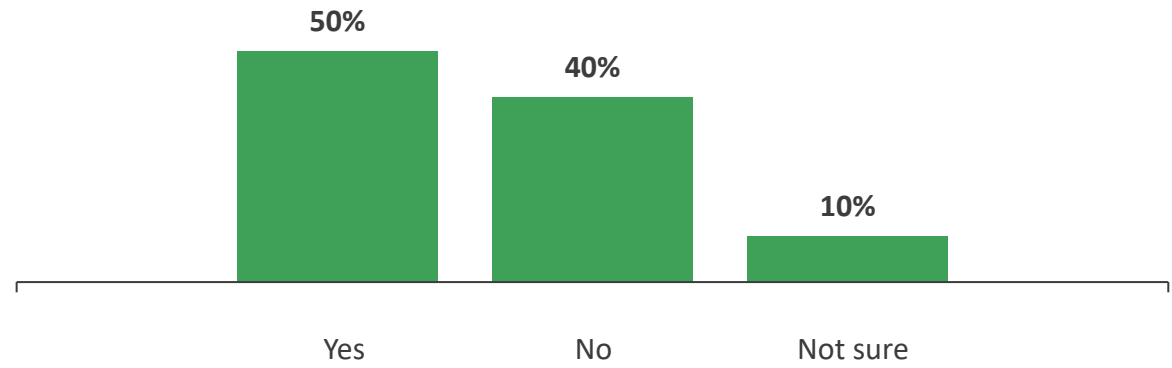
"We require more programmes that connect the people to their environment"
(Community Survey 2024).





Half of all survey participants believe Te Rā Nui – Eastern Porirua Development is protecting the natural environment.

Te Rā Nui, Eastern Porirua Development is protecting eastern Porirua's natural environment



Source: Community Survey 2024, only includes adult survey participants who said they were aware of Te Rā Nui – Eastern Porirua Development plans for eastern Porirua.

Natural

From 2016 to 2022, residents reported *decreasing* satisfaction with parks and reserves, as well as most services connected to protecting the natural environment.

Residents reported they were 'very satisfied' or 'satisfied' with:	2016	2017	2018	2019	2020	2021	2022
Parks and reserves	91%	91%	89%	81%	78%	72%	69%
Recycling collection	86%	78%	70%	83%	81%	81%	76%
Landfill services	-	72%	76%	74%	83%	68%	65%
Litter removal	70%	70%	69%	67%	68%	72%	-

Source: ARS.

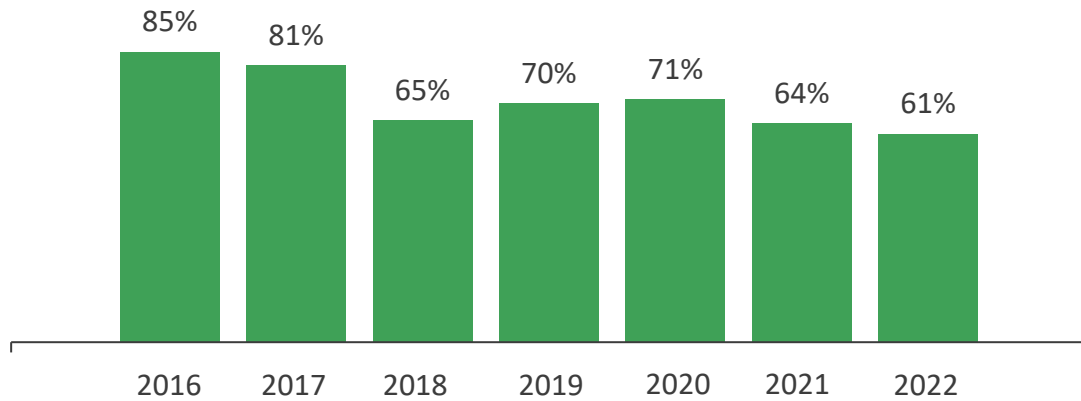
"I love the parks, natural spaces of our area and enjoy walks in the bush, beside streams, up hills, etc., especially in Cannons Creek Reserve and in Bothamley Park (when we lived near it). Our son used to go to Windley School and it was a great place to meet parents and watch cultural events. Our son played soccer at a park for a local football club and we enjoyed meeting other parents and cheering our boys on. We attend a local church and enjoy the social and spiritual connections we have with others in our community. I sometimes volunteer for cleanups at either park above and attend any event connected them"
(Community Survey 2024).

"I don't like that there are fewer mature trees in Porirua East. When viewed from above it's obvious how bare Waitangirua looks in comparison to Whitby or even Ascot Park. Our streets look bare and much uglier" (Community Survey 2024).

Natural

A clear majority of residents were 'very satisfied' or 'satisfied' with beaches. However, satisfaction has generally decreased since 2016.

Satisfaction with beaches

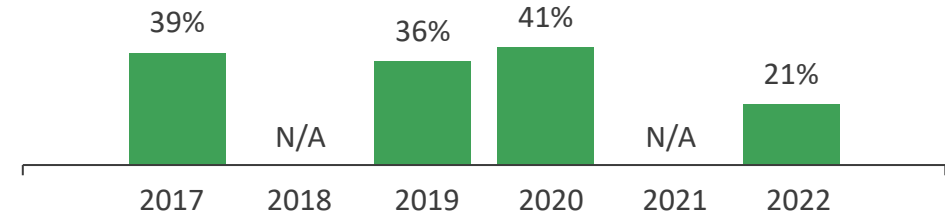


Source: ARS.

“Parks are ok, and I've seen them well used. If we had more community gardens, could the outcome be, selling overstock of produce at markets to make more available to the community ... Better care of Aotea Lagoon. eg., better design layout of the rose garden, people still like to go there for photo opportunities” (Community Survey 2024).

Typically, over a third of residents were 'very satisfied' or 'satisfied' with the health of Porirua Harbour, though the satisfaction rate dipped to 21% in 2022.

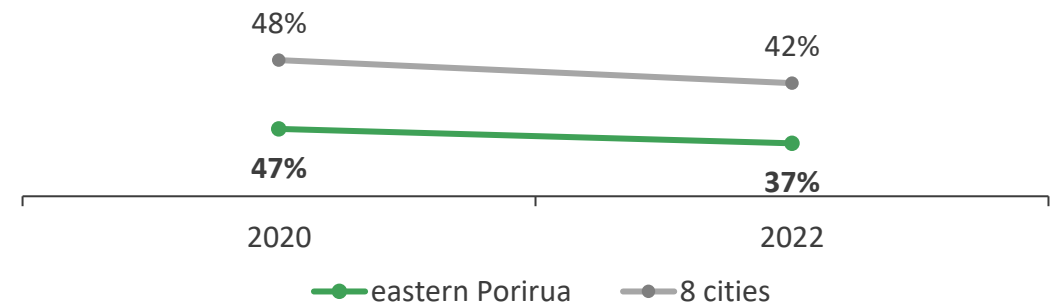
Satisfaction with health of Porirua Harbour



Source: ARS.

The proportion of residents who were 'very worried' or 'worried' about the impact of climate change *decreased* more than in eastern Porirua than other cities.

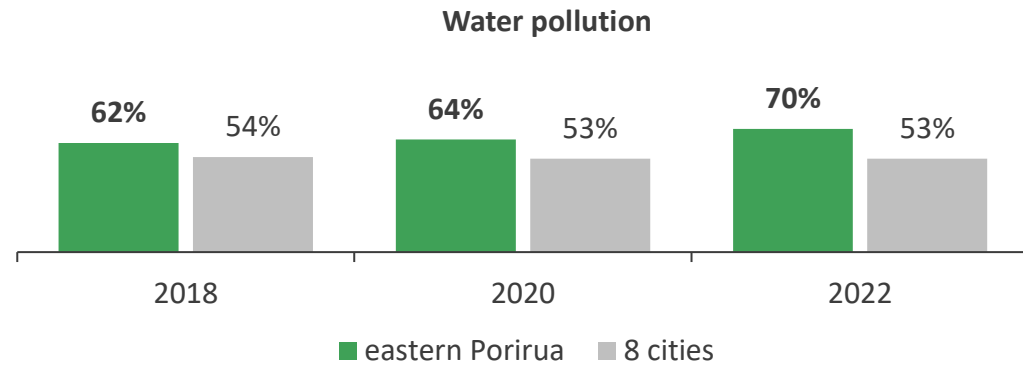
Resident concerns with impact of climate change



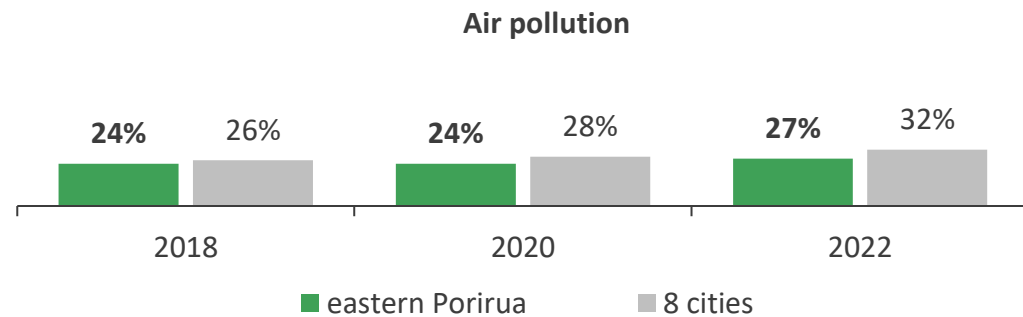
Source: QoL.

Natural

The proportion of eastern Porirua residents who considered pollution in Porirua a 'big' or a 'bit' of a problem *increased*, especially for water pollution.

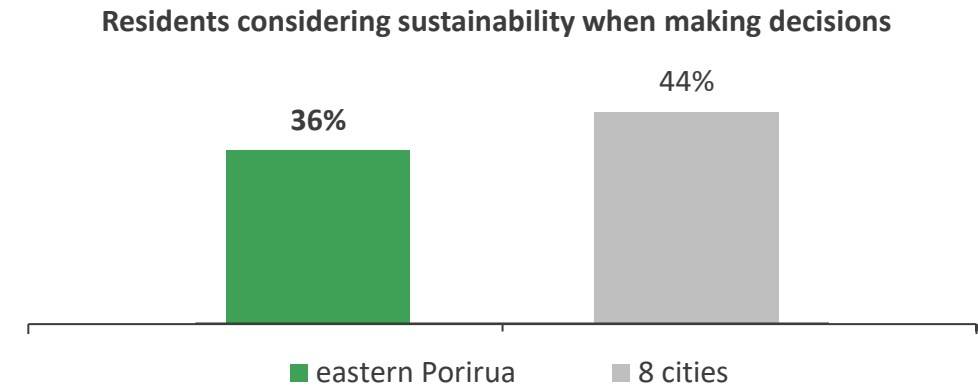


Source: QoL.



Source: QoL.

Compared to the 8 cities in 2020, a *lower proportion* of eastern Porirua residents considered sustainability when making decisions 'always' or 'most of the time'.



Source: QoL.

From 2020 to 2024, average E.coli levels in Kenepuru Stream were typically sufficient or poor.

Median E.coli levels, Kenepuru Stream

Kenepuru Stream	E.Coli level
Mephram Place	600 CFU/100mL (sufficient quality)
Bothamley Park	1100 CFU/100mL (poor quality)

Source: WW; both median samples were taken from non-recreational areas between 11 February 2020 and 18 March 2024. Good quality = ≤ 500 CFU/100mL; excellent quality = ≤ 250 CFU/100 mL.

Built

From 2016 to 2022, the proportion of eastern Porirua residents who reported being ‘very satisfied’ or ‘satisfied’ *decreased* on all of the following indicators:

‘Very satisfied’ or ‘satisfied’ with...	2016	2017	2018	2019	2020	2021	2022
Overall water management	73%	74%	74%	71%	66%	50%	49%
Effectiveness stormwater systems	51%	49%	57%	56%	68%	38%	44%
Sewerage system	73%	78%	80%	74%	57%	47%	61%
City’s water supply	86%	88%	83%	83%	80%	65%	72%
Sportsfields	86%	84%	83%	81%	86%	80%	73%
Playgrounds	85%	84%	83%	81%	86%	80%	73%
Public toilets	37%	51%	53%	50%	41%	46%	33%

Source: ARS.






“There is a leak on my street. I have lived there for 7 years and it has not been fixed” (Community Survey 2024).

“The creek pond needs major maintenance and upgrade to allow families and local schools to enjoy the pond/park. Feel this will boost the creek side. Surrounding buildings in the creek need a lot of work alongside many parks that need better playgrounds for our children. Keen to learn more where we can help and volunteer for our community” (Community Survey 2024).

“It would be nice to have more parks to rest at for elderly - walk paths with trees, seats, chess tables, Tai Chi or something ... for children parks together because many of us elderly look after our moko now because daycare is too expensive” (Community Survey 2024).

Built

A majority of community survey participants rated amenities in eastern Porirua as very good, good or OK, with ratings particularly high for local shops and supermarkets.

How would you rate the following in eastern Porirua?	 Very good	 Good	 OK	 Bad	 Very bad
Local shops (e.g. dairy, takeaways)	22.5%	38.7%	31.7%	5.9%	1.3%
Supermarkets	24.5%	40.6%	26.0%	6.1%	2.8%
Cafes, bars, restaurants	17.5%	29.3%	35.8%	13.1%	4.3%
Open spaces, parks and playgrounds	19.1%	35.6%	35.5%	7.8%	2.1%
Community facilities (e.g. community centre, libraries)	19.0%	36.3%	36.3%	7.0%	1.4%

Source: Community Survey 2024.



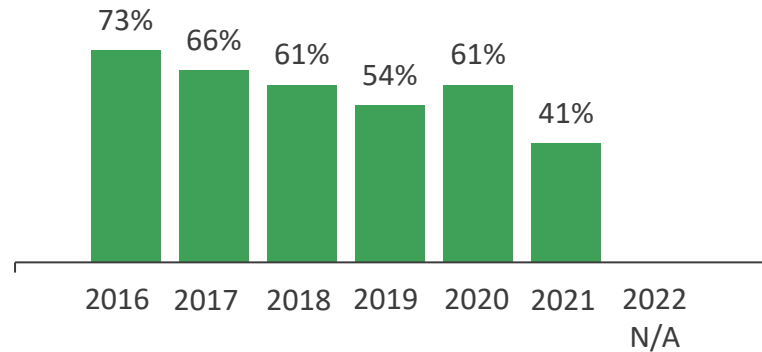
"I would love to see a botanical garden. That would be nice ... in Porirua. If we had a cherry blossom tree forest, it would be so pretty"
 (Rangatahi talanoa).



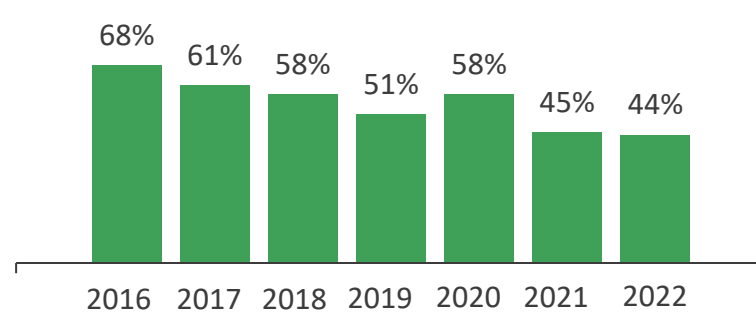
Built

Although a *majority* of eastern Porirua residents were typically 'very satisfied' or 'satisfied' with roads, footpaths, cycleways and dedicated walkways, they reported far *less* satisfaction with the condition and suitability of this infrastructure.

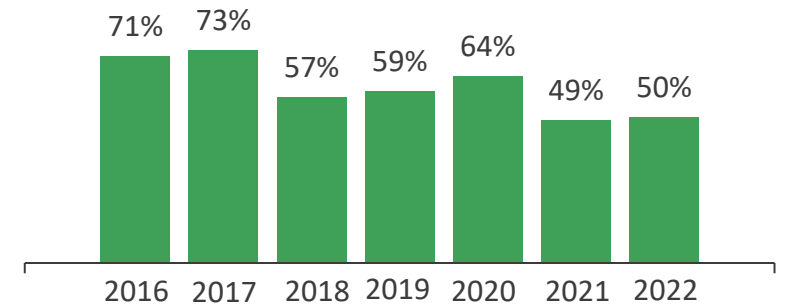
Roads, footpaths and cycle ways



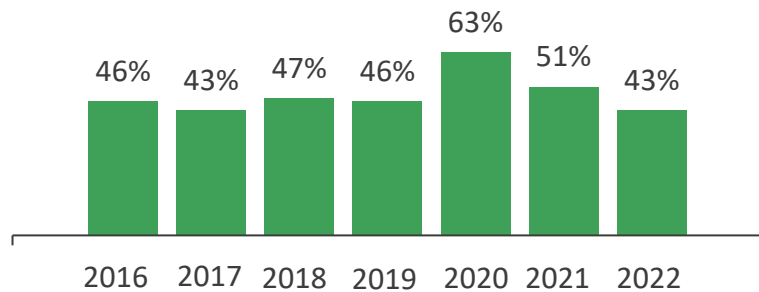
Condition of footpaths



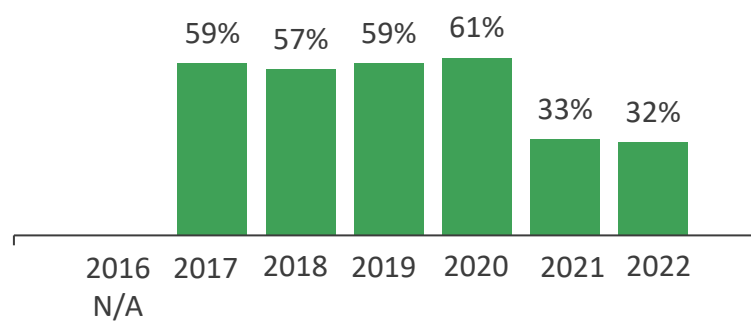
Safety of roads



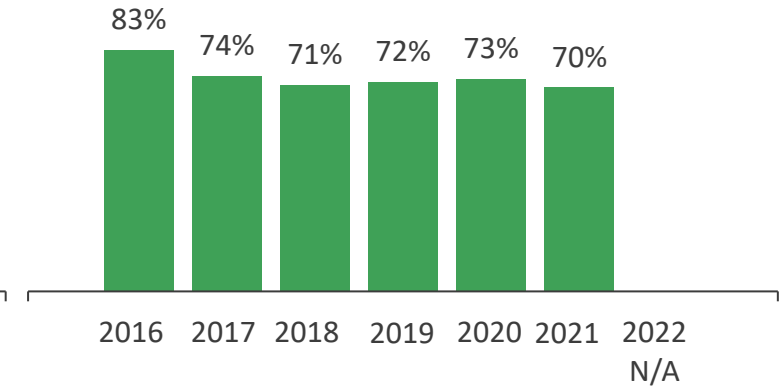
Suitability/Condition of the cycle lanes



Condition of roads



Dedicated walkways



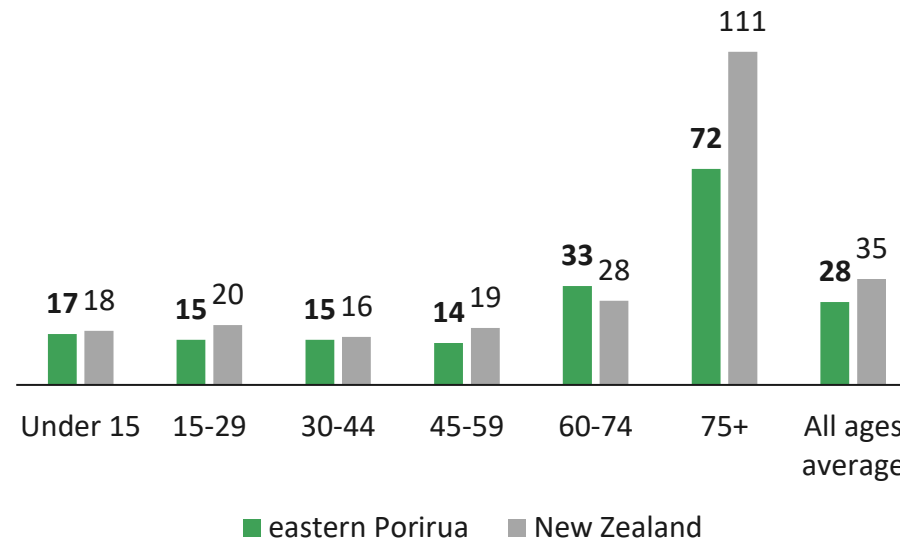
Source: ARS.

All columns represent percentage residents 'very satisfied' or 'satisfied' with condition of each indicator.

Crime and safety

For most age groups over a 5-year period, a lower proportion of eastern Porirua residents than New Zealanders were discharged from publicly-funded hospitals where the external cause of unintentional injury was an accident. Eastern Porirua residents had *slightly lower* rates than New Zealanders in general only for the age range of 60-74.

Publicly-funded hospital discharges where the external cause of unintentional injury was an accident, per 1000 people, 2017-2022



Source: ICD9-CMA codes 810-819; MoH admin data, averaged over 2017/18 to 2021/22 financial years.

"I find it quite easy to travel around in my powerchair. Would be good if footpath access was better. Also using crossings can be tricky to access. Some areas have a path to use when crossing a road but have no ramp to use. Glass is an issue when broken on the footpath" (Community Survey 2024).

"I don't like the potholes. I think they should get fixed" (Community Survey 2024).

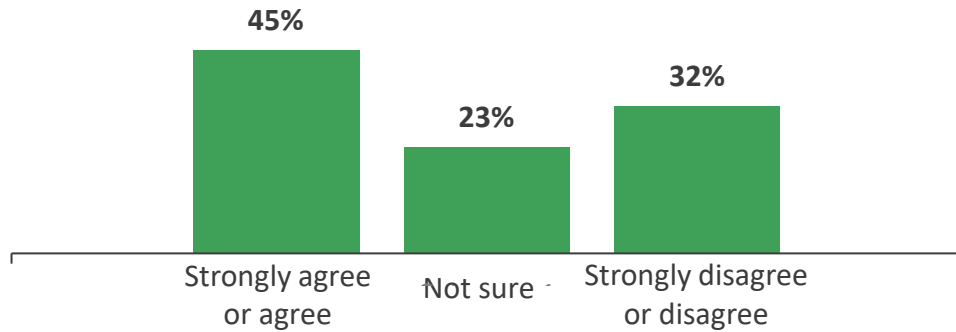
"There is so much potential for Porirua to be better. I would love for my children to grow up in a place that they are proud to promote. It's the few bad eggs that give our place a bad reputation but I see the change happening" (Community Survey 2024).

"There needs to be more housing and policing around the antisocial behaviour in the area. The streets need cleaning more than once a year and more lighting on the paths to help with personal safety" (Community Survey 2024).

Crime and safety

Nearly half of all residents in eastern Porirua felt that crime was a concern near their home.

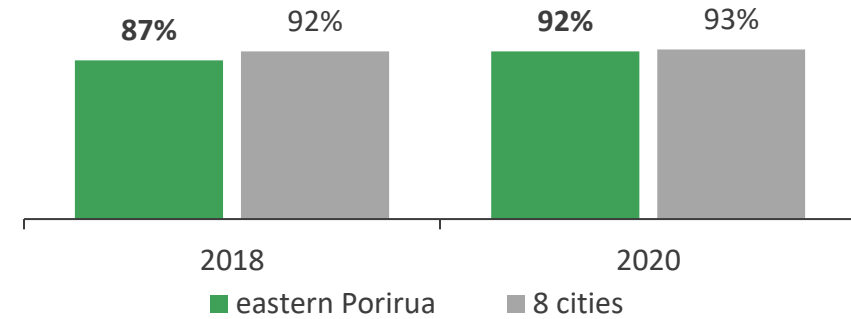
Thinking about eastern Porirua, how much do you agree or disagree, crime is a concern near my home?



Source: Community Survey 2024, residents living in areas outside eastern Porirua excluded.

Most eastern Porirua residents felt 'very' or 'fairly safe' in their own home after dark, although they were *slightly less likely* to say so than residents in the 8 QoL cities.

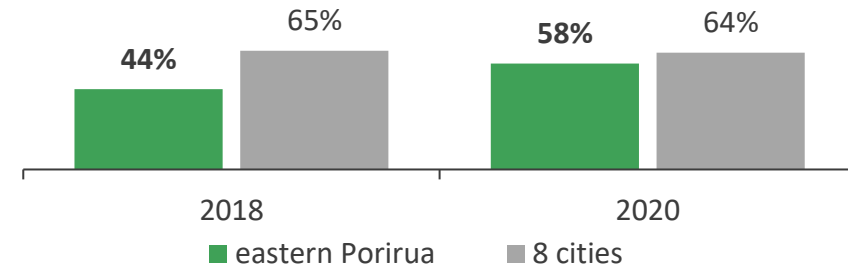
Feelings of safety in home after dark



Source: QoL.

The proportion of eastern Porirua residents who felt 'very' or 'fairly safe' walking alone in their neighbourhood after dark *increased* but remained *below* that of the other 8 cities.

Feelings of safety walking alone in neighbourhood after dark

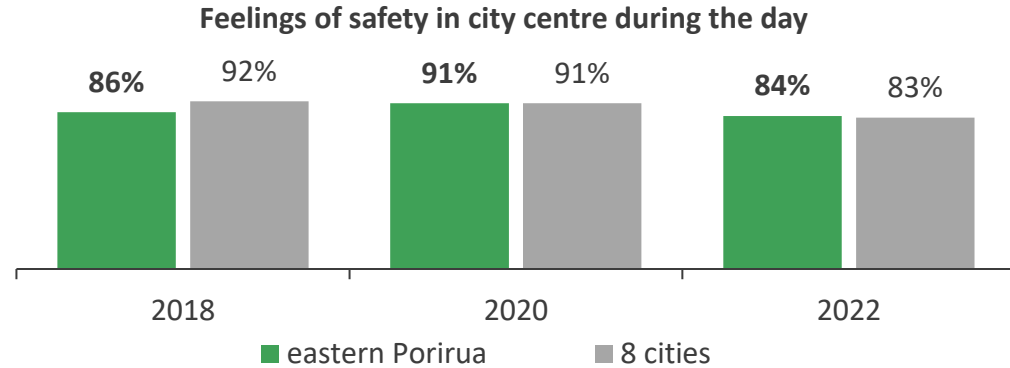


Source: QoL.

"If in twenty-five years, what would Porirua east look like, will there be bars and pubs here? What would the community be like in 25 years if more bars and pubs are built on this side of town?" (Whaikaha talanoa).

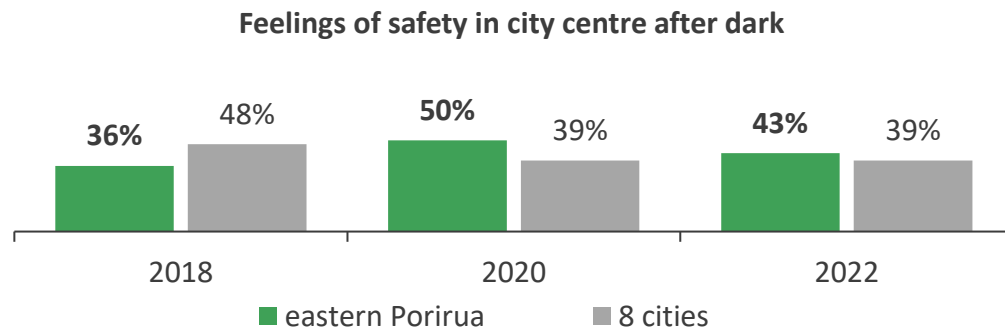
Crime and safety

Eastern Porirua residents and residents from the other 8 cities reported *similar* rates of feeling 'very' or 'fairly safe' in their respective city centres during the day.



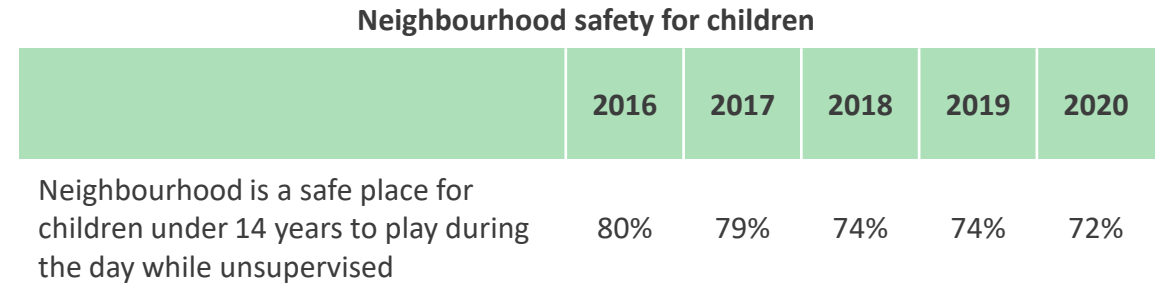
Source: QoL.

Except for 2018, eastern Porirua residents were *more likely* to feel 'very' or 'fairly safe' in the Porirua city centre after dark than residents from the 8 cities said of their city centres.



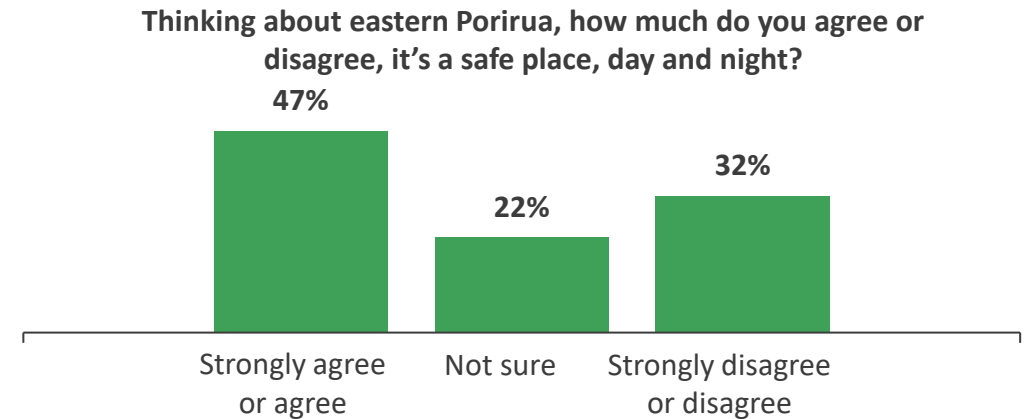
Source: QoL.

A *clear majority* of eastern Porirua residents felt their neighbourhood was safe enough for young children to play while unsupervised during the day, but this proportion decreased between 2016 and 2020.



Source: ARS.

Nearly half of all community survey participants agree that eastern Porirua is a 'safe community, day and night' in 2024.



Source: Community Survey 2024.

Crime and safety

Over half of youth survey participants were concerned with drug and alcohol use problems. Nearly two-fifths of youth participants also indicated worries about vaping and gangs in their community.

In eastern Porirua, I worry about problems with ...	Yes	No	Not sure
Drug and alcohol use	53%	32%	15%
Vaping	39%	42%	18%
Gangs	36%	46%	18%

Source: Community Survey 2024, questions asked of youth survey participants only.

“Ae o ke mea ke fiafia ai o tagata e tusitisi ma valivali fale ma nofoaga matua stop ... I am not happy about the tagging and defacing of houses and public areas, this needs to stop” (Community survey 2024).

Across all years where information was documented, a *greater proportion* of eastern Porirua residents indicated every measure of crime and safety as a ‘big’ or ‘bit’ of a problem when compared with residents from the 8 QoL cities.

Residents who consider crime a big or a bit of a problem in the last 12 months:	2018		2020		2022	
	eastern Porirua	8 cities	eastern Porirua	8 cities	eastern Porirua	8 cities
Theft and burglary	-	-	77%	61%	81%	71%
Alcohol and drugs	80%	52%	70%	53%	70%	60%
Vandalism	74%	41%	67%	53%	79%	66%
People begging on the street	82%	54%	68%	55%	71%	61%
Presence of people you feel unsafe around	68%	45%	59%	42%	61%	54%
People sleeping rough in the street/vehicles	52%	49%	59%	52%	62%	58%

Source: QoL.

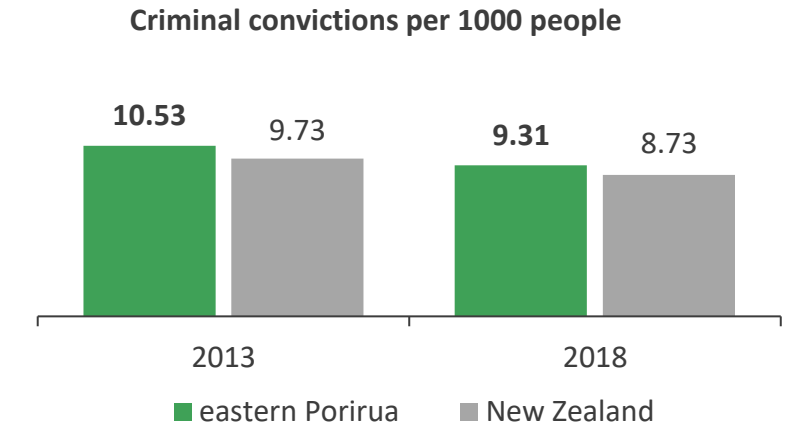
Crime and safety

Reported victimisation rates per 1000 people were *lower* in eastern Porirua than across New Zealand for most types of crime, with total reported victimisation rates *considerably lower* every year.

Reported victimisation rates per 1000 people	2021		2022		2023	
	eastern Porirua	New Zealand	eastern Porirua	New Zealand	eastern Porirua	New Zealand
Acts intended to cause injury	5.28	4.59	4.05	4.59	6.35	5.37
Sexual assault and related offenses	0.05	0.03	0.33	0.03	0.14	0.03
Abduction, harassment and other related offenses against a person	0.43	0.32	0.19	0.29	0.10	0.34
Robbery, extortion and related offenses	0.48	0.49	0.72	0.55	0.24	0.73
Unlawful entry with intent/burglary, break and enter	3.52	3.77	3.15	4.51	4.59	5.09
Theft and related offenses	6.89	18.03	9.20	23.41	9.79	28.97
TOTAL	16.64	27.22	17.64	33.37	21.21	40.52

Source: NZP.

The rate of criminal convictions per 1000 people was *slightly higher* in eastern Porirua than across New Zealand.



Source: MoJ.

“Hate the level of crime and generally feeling unsafe. Lots of gang presence and litter and defacing of properties (graffiti and theft) which is sad in your community” (Community survey 2024).

13. Transport

- Travel mode
- Traffic
- Parking



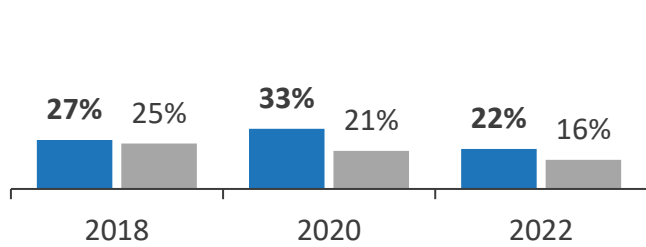
13. Transport outcomes

Desired transport outcomes	What Te Rā Nui will do	Te Rā Nui progress by June 2024
<p>People in eastern Porirua have improved access to amenities, work and education no matter what their travel mode</p> <p>Transport issues do not inhibit eastern Porirua residents' ability to connect with each other</p>	<p>Improve road safety as needed</p> <p>Improve safety and accessibility of walkways, footpaths and kerbs</p>	<ul style="list-style-type: none"> ✓ Partnered with Porirua City Council and Waka Kotahi New Zealand to develop Integrated Transport Plan (funding pending)
<p>Traffic safety and congestion problems are reduced in eastern Porirua</p>	<p>Upgrade and install roundabouts and speed bumps</p> <p>Install mobility hubs at bus interchanges to support alternative transport options (e.g. e-bikes, bikes, scooters)</p>	<ul style="list-style-type: none"> ✓ Constructed temporary roundabout on Mungavin Ave to help with traffic flow ✓ Resealed roads and paths around development sites and created new roads and paths to improve access through neighbourhoods
<p>People in eastern Porirua have sufficient parking to meet their needs without compromising sustainability objectives</p>	<p>Provide a mix of parking options, while encouraging sustainable transport modes</p>	

Travel mode

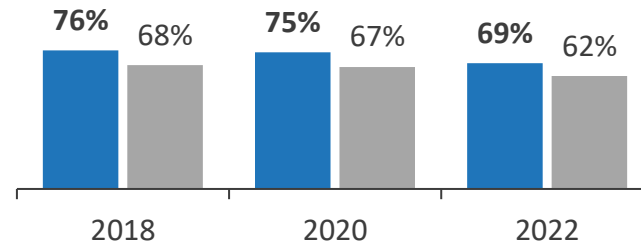
Public transport use 'at least weekly' *decreased* across all 8 QoL cities.

Public transport use on weekly basis



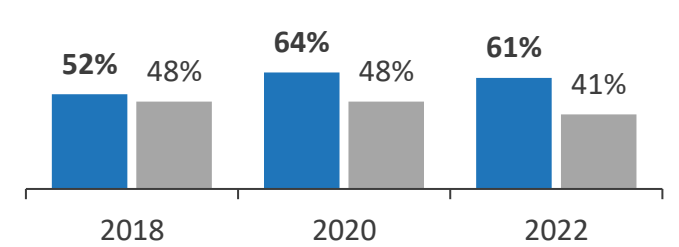
A *higher proportion* of residents in eastern Porirua than in the 8 QoL cities 'strongly agreed' or 'agreed' public transport is accessible.

Public transport is accessible



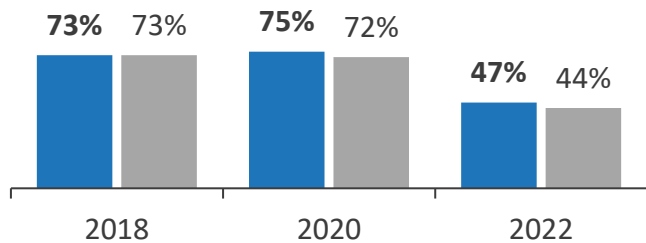
A *higher proportion* of eastern Porirua residents 'strongly agreed' or 'agreed' public transport is reliable than residents in the 8 QoL cities.

Public transport is reliable



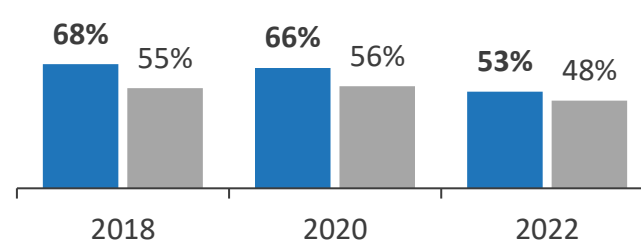
The proportion of residents in eastern Porirua and all 8 QoL cities who 'strongly agreed' or 'agreed' public transport is safe *decreased*.

Public transport is safe



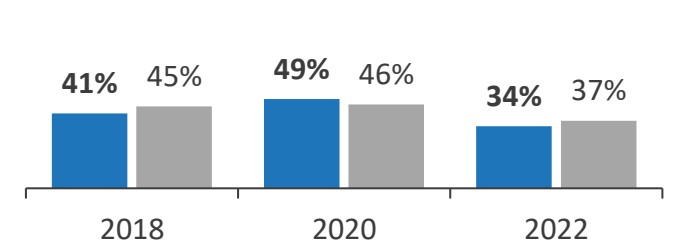
The proportion of residents in eastern Porirua and all 8 QoL cities who 'strongly agreed' or 'agreed' public transport is frequent *decreased*.

Public transport is frequent



The proportion of residents in eastern Porirua and all 8 QoL cities who "strongly agreed" or 'agreed' public transport is affordable *decreased*.

Public transport is affordable



Source: QoL.

Travel mode

Most community survey participants feel that public transport is ‘convenient’ and ‘reliable’, although *over one fifth* of participants disagreed with this statement. *Fewer* survey participants held a positive outlook on public transport’s accessibility for disabled peoples, with a *high proportion* indicating they were unsure about this issue.

Thinking about eastern Porirua, how much do you agree or disagree with the following statements?	Strongly agree/ Agree	Not sure	Disagree/ Strongly Disagree
Public transport is convenient and reliable	58%	20%	22%
Public transport (including accessible buses and Maxi Taxis) is accessible for disabled peoples	43%	42%	14%

Source: Community Survey 2024.

“Need more disability transport for wheel chair users. Public transport for disability people does not have safe loading and unloading. Need better footpaths with no people parking on them” (Community Survey 2024).

“Most I like about Eastern Porirua is there’s a good transportation like bus” (Community Survey 2024).

“I like how public transport is affordable, finding areas around Porirua is somewhat easy. I don’t like how rent, food is so expensive, homeless people lounging around, disgusting public toilets” (Community Survey 2024).

Travel mode

From 2013 to 2018, the proportion of eastern Porirua residents who commuted to work via bus, train, bicycle, walk or jog *remained relatively steady*.

Main means of travel to work for eastern Porirua residents

	Worked at home	Private vehicle	Bus	Train	Bicycle, walk or jog	Other
2013	2%	44%	4%	8%	3%	38%
2018	5%	58%	4%	10%	2%	21%

Source: Census.

The proportion of households without a car in eastern Porirua *declined* between 2013 and 2018 but remained *higher* than for New Zealand generally.

Households without a car

2013		2018	
eastern Porirua	New Zealand	eastern Porirua	New Zealand
19%	8%	14%	7%

Source: Census.

Although *most* eastern Porirua residents agreed that it is easy to get around without a car, *less than half* agreed that footpaths, kerbs and crossings were safe to use and that cycling is safe.

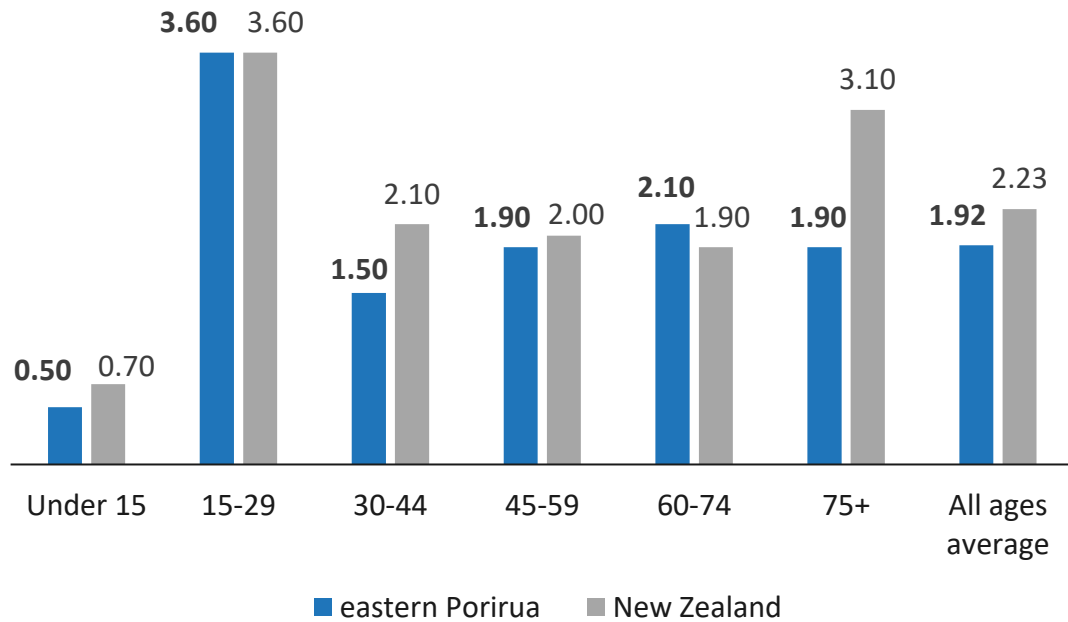
Thinking about eastern Porirua, how much do you agree or disagree with the following statements?	Strongly agree/Agree	Not sure	Disagree/Strongly Disagree
It's easy to get around without a car.	66%	13%	22%
Footpaths, kerbs and crossings are safe to use, including for disabled peoples.	46%	26%	29%
Cycling is safe.	39%	34%	27%

Source: Community Survey 2024.

Traffic

Eastern Porirua residents were discharged from publicly-funded hospitals where the external cause of injury was a motor vehicle traffic accident at a *very similar* rate to other New Zealanders over a 5-year period, except for eastern Porirua residents aged 75+ who were *slightly less* likely to be hospitalised for this reason.

Publicly-funded hospital discharges where the external cause of injury is a motor vehicle traffic accident, per 1000 people, 2017-2022

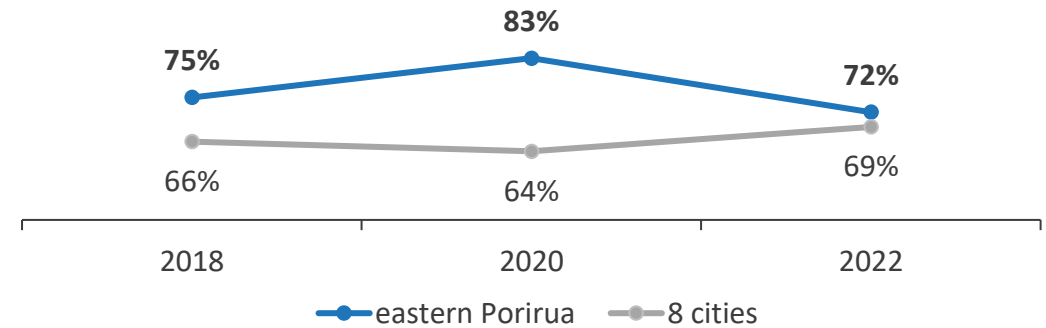


Source: ICD9-CMA codes 810-819; MoH admin data, averaged over 2017/18 to 2021/22 financial years.

“Would love speed cameras near the schools and along the main road on Warspite”
(Community Survey 2024).

Dangerous driving is considered a ‘big’ or a ‘bit’ of a problem by eastern Porirua residents *more* than residents in the other 8 QoL cities.

Dangerous driving is problem



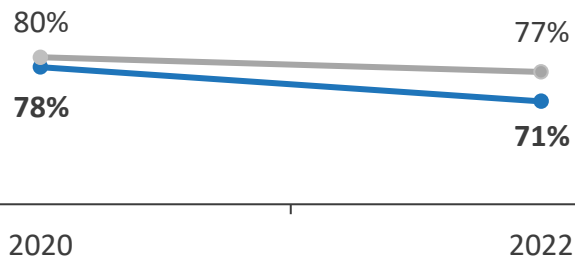
Source: QoL.

“There is a major problem with motorbikes speeding up and down my street and it makes me feel unsafe and I worry about my pets being killed on the road”
(Community Survey 2024).

Traffic

Traffic congestion was considered a 'big' or a 'bit' of a problem by a majority of all residents, although *slightly less* so in eastern Porirua than other 8 QoL cities.

Traffic is a problem



Source: QoL.

● eastern Porirua ● 8 cities

"The crazy noisy cars driving around my street, and I suggest, putting up some road safety humps will ease that problem, it's for the sake of little children and the elderly as well" (Community Survey 2024).

"Place just feels grotty. Footpaths are broken and slippery in shaded areas. Don't feel safe taking dogs for walks down the creek because of the motorbike riders" (Community Survey 2024).



"... different families with more people might have more cars but stay in the one house then it's like damn. And if you're parking along the road some idiots could crash into your car if it's parked on the road you know" (Rangatahi talanoa).

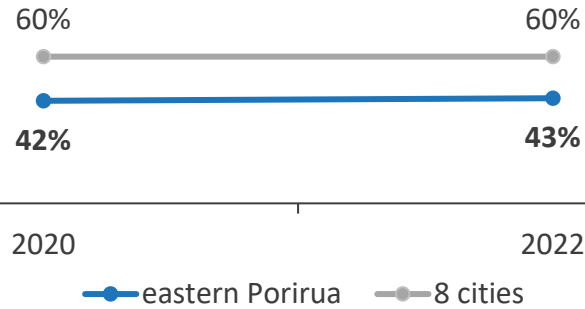
"Road conditions are really worse and safety is a concern" (Community Survey 2024).



Parking

Residents in eastern Porirua are less likely than in other 8 QoL cities to consider limited parking in the city centre/local area a 'big' or a 'bit' of a problem.

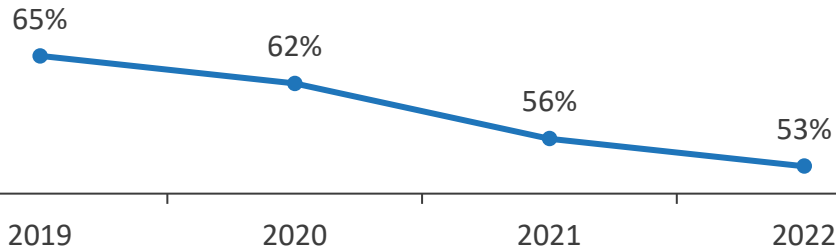
Limited parking in city centre/local area is a problem



Source: QoL.

The proportion of eastern Porirua residents satisfied with the availability of on-street parking declined steadily between 2019 and 2022.

Satisfaction with availability of on-street parking



Source: ARS.

Eastern Porirua residents are *relatively evenly split* on whether there is enough public parking for disabled peoples.

Thinking about eastern Porirua, how much do you agree or disagree with the following statement?	Strongly agree/ Agree	Not sure	Disagree/ Strongly Disagree
There is enough public parking for disabled peoples	37%	32%	31%

Source: Community Survey 2024.

“It would be nice to have designated parking at every street. Our neighbour has about 5-6 cars and has taken over our parking, we've had to park on the opposite side. Even though our neighbour has also parked one his other cars Infront of us” (Community Survey 2024).

2.0

Average number of motor vehicles (cars, trucks, vans but not motorcycles) per household.

Source: Community Survey 2024.

“Ascot park has terrible parking for the amount of sports played there all year round, it's quite dangerous on Saturdays when cars are parked on each side of the road, only enabling one car to drive through at a time on Conclusion St” (Community Survey 2024).

Ngā mihi ki a koe

Thank you

For more information or data requests from the
Eastern Porirua Community Survey please contact:

David Mayeda
david.mayeda@kaingaora.govt.nz

